



Financial Statements:  
Federal Reserve Bank of Philadelphia

As of and for the Years Ended  
December 31, 2021 and 2020 and  
Independent Auditors' Report

# Federal Reserve Bank of Philadelphia

## Contents

	Page
Management's Report on Internal Control over Financial Reporting	1
Independent Auditors' Report	2-3
Abbreviations	4
Financial Statements:	
Statements of Condition as of December 31, 2021 and December 31, 2020	5
Statements of Operations for the years ended December 31, 2021 and December 31, 2020	6
Statements of Changes in Capital for the years ended December 31, 2021 and December 31, 2020	7
Notes to Financial Statements	8-46

March 10, 2022


To the Board of Directors

The management of the Federal Reserve Bank of Philadelphia (Bank) is responsible for the preparation and fair presentation of the Statements of Condition as of December 31, 2021 and 2020, and the Statements of Operations, and Statements of Changes in Capital for the years then ended (the financial statements). The financial statements have been prepared in conformity with the accounting principles, policies, and practices established by the Board of Governors of the Federal Reserve System as set forth in the *Financial Accounting Manual for Federal Reserve Banks* (FAM), and, as such, include some amounts that are based on management judgments and estimates. To our knowledge, the financial statements are, in all material respects, fairly presented in conformity with the accounting principles, policies and practices documented in the FAM and include all disclosures necessary for such fair presentation.

The management of the Bank is responsible for establishing and maintaining effective internal control over financial reporting as it relates to the financial statements. The Bank's internal control over financial reporting is designed to provide reasonable assurance regarding the reliability of financial reporting and the preparation of financial statements for external reporting purposes in accordance with the FAM. The Bank's internal control over financial reporting includes those policies and procedures that (i) pertain to the maintenance of records that in reasonable detail accurately and fairly reflect the transactions and dispositions of the Bank's assets; (ii) provide reasonable assurance that transactions are recorded as necessary to permit preparation of financial statements in accordance with FAM, and that the Bank's receipts and expenditures are being made only in accordance with authorizations of its management and directors; and (iii) provide reasonable assurance regarding prevention or timely detection of unauthorized acquisition, use or disposition of the Bank's assets that could have a material effect on its financial statements.

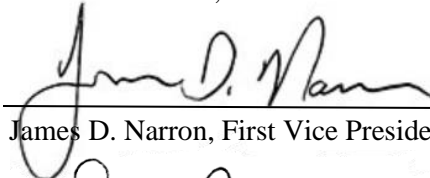
Even effective internal control, no matter how well designed, has inherent limitations, including the possibility of human error, and therefore can provide only reasonable assurance with respect to the preparation of reliable financial statements. Also, projections of any evaluation of effectiveness to future periods are subject to the risk that controls may become inadequate because of changes in conditions, or that the degree of compliance with the policies or procedures may deteriorate.

The management of the Bank assessed its internal control over financial reporting based upon the criteria established in the *Internal Control – Integrated Framework (2013)* issued by the Committee of Sponsoring Organizations of the Treadway Commission. Based on this assessment, we believe that the Bank maintained effective internal control over financial reporting.



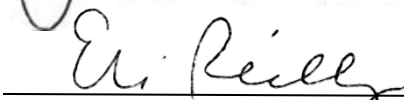
---

Patrick T. Harker, President and Chief Executive Officer



---

James D. Narron, First Vice President and Chief Operating Officer



---

Elizabeth R. Reilly, Senior Vice President and Chief Financial Officer



KPMG LLP  
1601 Market Street  
Philadelphia, PA 19103-2499

## Report of Independent Registered Public Accounting Firm

To the Board of Governors of the Federal Reserve System  
and the Board of Directors of the Federal Reserve Bank of Philadelphia:

We have audited the accompanying statements of condition of the Federal Reserve Bank of Philadelphia ("FRB Philadelphia") as of December 31, 2021 and 2020, and the related statements of operations and changes in capital for the years then ended. We also have audited the FRB Philadelphia's internal control over financial reporting as of December 31, 2021 based on criteria established in *Internal Control – Integrated Framework (2013)* issued by the Committee of Sponsoring Organizations of the Treadway Commission. The FRB Philadelphia's management is responsible for these financial statements, for maintaining effective internal control over financial reporting, and for its assessment of the effectiveness of internal control over financial reporting, included in the accompanying Management's Report on Internal Control over Financial Reporting. Our responsibility is to express an opinion on these financial statements and an opinion on the FRB Philadelphia's internal control over financial reporting based on our audits.

We conducted our audits in accordance with the auditing standards of the Public Company Accounting Oversight Board (United States) and in accordance with auditing standards generally accepted in the United States of America. Those standards require that we plan and perform the audits to obtain reasonable assurance about whether the financial statements are free of material misstatement and whether effective internal control over financial reporting was maintained in all material respects. Our audits of the financial statements included examining, on a test basis, evidence supporting the amounts and disclosures in the financial statements, assessing the accounting principles used and significant estimates made by management, and evaluating the overall financial statement presentation. Our audit of internal control over financial reporting included obtaining an understanding of internal control over financial reporting, assessing the risk that a material weakness exists, and testing and evaluating the design and operating effectiveness of internal control based on the assessed risk. Our audits also included performing such other procedures as we considered necessary in the circumstances. We believe that our audits provide a reasonable basis for our opinions.

The FRB Philadelphia's internal control over financial reporting is a process designed to provide reasonable assurance regarding the reliability of financial reporting and the preparation of financial statements for external purposes in accordance with the accounting principles established by the Board of Governors of the Federal Reserve System (the "Board") as described in Note 3 of the financial statements and as set forth in the *Financial Accounting Manual for Federal Reserve Banks* ("FAM"). The FRB Philadelphia's internal control over financial reporting includes those policies and procedures that (1) pertain to the maintenance of records that, in reasonable detail, accurately and fairly reflect the transactions and dispositions of the assets of the FRB Philadelphia; (2) provide reasonable assurance that transactions are recorded as necessary to permit preparation of financial statements in accordance with the FAM, and that receipts and expenditures of the FRB Philadelphia are being made only in accordance with authorizations of management and directors of the FRB Philadelphia; and (3) provide reasonable assurance regarding prevention or timely detection of unauthorized acquisition, use, or disposition of the FRB Philadelphia's assets that could have a material effect on the financial statements.

Because of its inherent limitations, internal control over financial reporting may not prevent or detect misstatements. Also, projections of any evaluation of effectiveness to future periods are subject to the risk that



controls may become inadequate because of changes in conditions, or that the degree of compliance with the policies or procedures may deteriorate.

As described in Note 3 to the financial statements, the FRB Philadelphia has prepared these financial statements in conformity with the accounting principles established by the Board, as set forth in the FAM, which is a basis of accounting other than U.S. generally accepted accounting principles.

In our opinion, the financial statements referred to above present fairly, in all material respects, the financial position of the FRB Philadelphia as of December 31, 2021 and 2020, and the results of its operations and changes in capital for the years then ended, on the basis of accounting described in Note 3. Also, in our opinion, the FRB Philadelphia maintained, in all material respects, effective internal control over financial reporting as of December 31, 2021, based on criteria established in *Internal Control – Integrated Framework (2013)* issued by the Committee of Sponsoring Organizations of the Treadway Commission.

KPMG LLP

Philadelphia, Pennsylvania  
March 10, 2022

## Abbreviations

<b>ACH</b>	<b>Automated clearinghouse</b>
<b>ASC</b>	<b>Accounting Standards Codification</b>
<b>ASU</b>	<b>Accounting Standards Update</b>
<b>BEP</b>	<b>Benefit Equalization Retirement Plan</b>
<b>Bureau</b>	<b>Bureau of Consumer Financial Protection</b>
<b>CARES</b>	<b>Coronavirus Aid, Relief, and Economic Security</b>
<b>CCF</b>	<b>Corporate Credit Facilities LLC</b>
<b>CMBS</b>	<b>Commercial mortgage-backed securities</b>
<b>CPFF II</b>	<b>CP Funding Facility II LLC</b>
<b>ESF</b>	<b>Exchange Stabilization Fund</b>
<b>FAM</b>	<b><i>Financial Accounting Manual for Federal Reserve Banks</i></b>
<b>FASB</b>	<b>Financial Accounting Standards Board</b>
<b>FIMA</b>	<b>Foreign and International Monetary Authorities</b>
<b>FOMC</b>	<b>Federal Open Market Committee</b>
<b>FRA</b>	<b>Federal Reserve Act</b>
<b>FRBB</b>	<b>Federal Reserve Bank of Boston</b>
<b>FRBNY</b>	<b>Federal Reserve Bank of New York</b>
<b>GAAP</b>	<b>Accounting principles generally accepted in the United States of America</b>
<b>GSE</b>	<b>Government-sponsored enterprise</b>
<b>LLC</b>	<b>Limited Liability Company</b>
<b>Main Street</b>	<b>MS Facilities LLC</b>
<b>MBS</b>	<b>Mortgage-backed securities</b>
<b>MLF</b>	<b>Municipal Liquidity Facility LLC</b>
<b>MMLF</b>	<b>Money Market Mutual Fund Liquidity Facility</b>
<b>OEB</b>	<b>Office of Employee Benefits of the Federal Reserve System</b>
<b>PDCF</b>	<b>Primary Dealer Credit Facility</b>
<b>PMCCF</b>	<b>Primary Market Corporate Credit Facility</b>
<b>PPP</b>	<b>Paycheck Protection Program</b>
<b>PPPLF</b>	<b>Paycheck Protection Program Liquidity Facility</b>
<b>RMBS</b>	<b>Residential mortgage-backed securities</b>
<b>SBA</b>	<b>Small Business Administration</b>
<b>SDR</b>	<b>Special drawing rights</b>
<b>SERP</b>	<b>Supplemental Retirement Plan for Select Officers of the Federal Reserve Banks</b>
<b>SMCCF</b>	<b>Secondary Market Corporate Credit Facility</b>
<b>SOMA</b>	<b>System Open Market Account</b>
<b>TALF II</b>	<b>Term Asset-Backed Securities Loan Facility II LLC</b>
<b>TBA</b>	<b>To be announced</b>
<b>TIPS</b>	<b>Treasury Inflation-Protected Securities</b>

# Federal Reserve Bank of Philadelphia

## Statements of Condition

As of December 31, 2021 and December 31, 2020  
(in millions)

	2021	2020
<b>ASSETS</b>		
Gold certificates	\$ 313	\$ 319
Special drawing rights certificates	210	210
Coin	114	130
Loans:		
Loans to depository institutions	15	10
Other loans	48	6,264
System Open Market Account:		
Securities purchased under agreements to resell	-	23
Treasury securities, net (of which \$860 and \$767 is lent as of December 31, 2021 and 2020, respectively)	124,981	113,067
Federal agency and government-sponsored enterprise mortgage-backed securities, net	56,715	48,132
Government-sponsored enterprise debt securities, net	55	60
Foreign currency denominated investments, net	730	799
Central bank liquidity swaps	120	644
Accrued interest receivable	655	687
Other accrued interest receivable	-	11
Bank premises and equipment, net	167	146
Deferred asset - remittances to the Treasury	-	3
Interdistrict settlement account	11,693	-
Other assets	16	15
Total assets	<u>\$ 195,832</u>	<u>\$ 170,520</u>
<b>LIABILITIES AND CAPITAL</b>		
Federal Reserve notes outstanding, net	\$ 62,214	\$ 56,029
System Open Market Account:		
Securities sold under agreements to repurchase	46,108	4,929
Other liabilities	50	132
Deposits:		
Depository institutions	85,730	99,375
Other deposits	1	1
Interest payable to depository institutions and others	1	-
Accrued benefit costs	131	141
Accrued remittances to the Treasury	69	-
Interdistrict settlement account	-	8,481
Other liabilities	20	24
Total liabilities	<u>194,324</u>	<u>169,112</u>
Reserve Bank capital		
Capital paid-in	\$ 1,256	\$ 1,163
Surplus (including accumulated other comprehensive income (loss) of \$2 and (\$11) at December 31, 2021 and 2020, respectively)	252	245
Total Reserve Bank capital	<u>1,508</u>	<u>1,408</u>
Total liabilities and capital	<u>\$ 195,832</u>	<u>\$ 170,520</u>

The accompanying notes are an integral part of these financial statements.

# Federal Reserve Bank of Philadelphia

## Statements of Operations

For the years ended December 31, 2021 and December 31, 2020

(in millions)

		2021	2020
<b><u>INTEREST INCOME</u></b>			
Loans:	Note 4		
Other loans		\$ 11	\$ 13
System Open Market Account:	Note 5		
Securities purchased under agreements to resell		-	17
Treasury securities, net		1,994	1,567
Federal agency and government-sponsored enterprise mortgage-backed securities, net		639	754
Government-sponsored enterprise debt securities, net		4	3
Foreign currency denominated investments, net		(2)	(2)
Central bank liquidity swaps		-	19
Total interest income		<u>2,646</u>	<u>2,371</u>
<b><u>INTEREST EXPENSE</u></b>			
System Open Market Account:	Note 5		
Securities sold under agreements to repurchase		\$ 9	\$ 17
Depository institutions and others		136	182
Total interest expense		<u>145</u>	<u>199</u>
Net interest income		<u>2,501</u>	<u>2,172</u>
<b><u>OTHER ITEMS OF INCOME (LOSS)</u></b>			
System Open Market Account:	Note 5		
Federal agency and government-sponsored enterprise mortgage-backed securities (losses) gains, net		\$ (1)	\$ 15
Foreign currency translation (losses) gains, net		(67)	52
Other		1	1
Reimbursable services to government agencies		3	3
Other components of net benefit costs	Note 8	-	(6)
Other		5	5
Total other items of (loss) income		<u>(59)</u>	<u>70</u>
<b><u>OPERATING EXPENSES</u></b>			
Salaries and benefits		\$ 159	\$ 150
Occupancy		14	13
Equipment		8	8
Other		44	30
Assessments:			
Board of Governors operating expenses and currency costs		77	68
Bureau of Consumer Financial Protection		23	19
Total operating expenses		<u>325</u>	<u>288</u>
Reserve Bank net income from operations		2,117	1,954
Earnings remittances to the Treasury		2,102	1,927
Net (loss) income after providing for remittances to the Treasury		<u>15</u>	<u>27</u>
Change in prior service costs related to benefit plans	Notes 9, 10	(3)	(3)
Change in actuarial gains (losses) related to benefit plans	Notes 9, 10	16	(9)
Total other comprehensive income (loss)		<u>13</u>	<u>(12)</u>
Comprehensive income		<u>\$ 28</u>	<u>\$ 15</u>

The accompanying notes are an integral part of these financial statements.



# Federal Reserve Bank of Philadelphia

## Statements of Changes in Capital

For the years ended December 31, 2021 and December 31, 2020

(in millions, except share data)

	Reserve Bank Capital				
	Surplus				Total Reserve Bank capital
	Capital paid-in	Net income retained	Accumulated other comprehensive income (loss)	Total surplus	
Balance at December 31, 2019 (22,813,604 shares of Reserve Bank capital stock)	\$ 1,141	\$ 244	\$ 1	\$ 245	\$ 1,386
Net change in capital stock issued (439,682 shares)	22	-	-	-	22
Comprehensive income:	-	-	-	-	-
Reserve Bank net income (loss) after providing for remittances to the Treasury	-	27	-	27	27
Other comprehensive loss	-	-	(12)	(12)	(12)
Dividends on capital stock	-	(15)	-	(15)	(15)
Net change in Reserve Bank capital	22	12	(12)	-	22
Balance at December 31, 2020 (23,253,286 shares of Reserve Bank capital stock)	\$ 1,163	\$ 256	\$ (11)	\$ 245	\$ 1,408
Net change in capital stock issued (1,879,138 shares)	93	-	-	-	93
Comprehensive income:	-	-	-	-	-
Reserve Bank net income after providing for remittances to the Treasury	-	15	-	15	15
Other comprehensive income	-	-	13	13	13
Dividends on capital stock	-	(21)	-	(21)	(21)
Net change in Reserve Bank capital	93	(6)	13	7	100
Balance at December 31, 2021 (25,132,424 shares of Reserve Bank capital stock)	\$ 1,256	\$ 250	\$ 2	\$ 252	\$ 1,508

The accompanying notes are an integral part of these financial statements.

# Federal Reserve Bank of Philadelphia

## Notes to Financial Statements

### (1) STRUCTURE

The Federal Reserve Bank of Philadelphia (Bank) is part of the Federal Reserve System (System) and is one of the 12 Federal Reserve Banks (Reserve Banks) created by Congress under the Federal Reserve Act of 1913 (FRA), which established the central bank of the United States. The Reserve Banks are chartered by the federal government and possess a unique set of governmental, corporate, and central bank characteristics. The Bank serves the Third Federal Reserve District, which includes Delaware and portions of New Jersey and Pennsylvania.

In accordance with the FRA, supervision and control of the Bank is exercised by a board of directors. The FRA specifies the composition of the board of directors for each of the Reserve Banks. Each board is composed of nine members serving three-year terms: three directors, including those designated as chairman and deputy chairman, are appointed by the Board of Governors of the Federal Reserve System (Board of Governors) to represent the public, and six directors are elected by member banks. Banks that are members of the System include all national banks and state-chartered banks that apply and are approved for membership. Member banks are divided into three classes according to size. Member banks in each class elect one director representing member banks and one director representing the public. In any election of directors, each member bank receives one vote, regardless of the number of shares of Reserve Bank stock it holds.

In addition to the 12 Reserve Banks, the System also consists, in part, of the Board of Governors and the Federal Open Market Committee (FOMC). The Board of Governors, an independent federal agency, is charged by the FRA with a number of specific duties, including general supervision over the Reserve Banks. The FOMC is composed of members of the Board of Governors, the president of the Federal Reserve Bank of New York (FRBNY), and, on a rotating basis, four other Reserve Bank presidents.

### (2) OPERATIONS AND SERVICES

The Reserve Banks perform a variety of services and operations. These functions include participating in formulating and conducting monetary policy; participating in the payment system, including transfers of funds, automated clearinghouse (ACH) operations, and check collection; distributing coin and currency; performing fiscal agency functions for the U.S. Department of the Treasury (Treasury), certain federal agencies, and other entities; serving as the federal government's bank; providing short-term loans to depository institutions; providing loans to participants in programs or facilities with broad-based eligibility in unusual and exigent circumstances; serving consumers and communities by providing educational materials and information regarding financial consumer protection rights and laws and information on community development programs and activities; and supervising bank holding companies, state member banks, savings and loan holding companies, U.S. offices of foreign banking organizations, Edge Act and agreement corporations, and certain financial market utilities that have been designated as systemically important. Certain services are provided to foreign official and international account holders, primarily by the FRBNY.

The FOMC, in conducting monetary policy, establishes policy regarding domestic open market operations and oversees these operations. The FOMC has selected the FRBNY to execute open market transactions on behalf of the Reserve Banks as provided in its annual authorization. As such, the FRBNY holds the resulting securities and agreements in a portfolio known as the System Open Market Account (SOMA). The FOMC authorizes and directs the FRBNY to conduct operations in domestic markets, including the direct purchase and sale of Treasury securities, federal agency and government-sponsored enterprise (GSE) residential

## Federal Reserve Bank of Philadelphia

### Notes to Financial Statements

mortgage-backed securities (RMBS), federal agency and GSE commercial mortgage-backed securities (CMBS), and GSE debt securities; the purchase of these securities under agreements to resell; the sale of these securities under agreements to repurchase; and the exchange, at market prices, of these securities that are maturing. The FRBNY is authorized and directed to lend the Treasury securities and GSE debt securities that are held in the SOMA.

To be prepared to meet the needs specified by the FOMC to carry out the System's central bank responsibilities, the FOMC authorized and directed the FRBNY to execute standalone spot and forward foreign exchange transactions in certain foreign currencies, to hold balances in those currencies, and to invest such foreign currency holdings, while maintaining adequate liquidity. The FRBNY holds these securities and agreements in the SOMA.

Because of the global character of bank funding markets, the System has, at times, coordinated with other central banks to provide liquidity. The FOMC authorized and directed the FRBNY to maintain standing and temporary U.S. dollar liquidity swap arrangements and standing foreign currency liquidity swap arrangements with various foreign banks. The FRBNY holds amounts outstanding under these liquidity swap lines in the SOMA. In March 2020, the FOMC expanded standing U.S. dollar liquidity swap arrangements to enhance the provision of U.S. dollar liquidity to foreign markets as well as established temporary swap U.S. dollar liquidity lines to allow central banks to borrow U.S. currency against collateral in their respective jurisdictions. The temporary swap lines expired on December 31, 2021.

The FOMC has authorized and directed the FRBNY to conduct small-value exercises periodically for the purpose of testing operational readiness.

In response to the coronavirus pandemic that began in 2020, the Board of Governors authorized the FRBNY and the Federal Reserve Bank of Boston (FRBB) to establish and operate several lending facilities under section 13(3) of the Federal Reserve Act.

The FRBNY established and operated the following five lending facilities:

- On March 17, 2020, the Primary Dealer Credit Facility (PDCF) was established as a term loan facility that provides funding to primary dealers in exchange for a broad range of collateral and is intended to foster the functioning of financial markets more generally. The PDCF's authority to extend loans ended March 31, 2021. All loans were subsequently repaid.
- On March 17, 2020, the Commercial Paper Funding Facility (CPFF) was established to provide liquidity to short-term funding markets. The CPFF provided a liquidity backstop to U.S. issuers of commercial paper, including municipalities, by purchasing three-month unsecured and asset-backed commercial paper directly from eligible issuers. CP Funding Facility II Limited Liability Company (LLC) (CPFF II) was established to administer the CPFF. The Treasury, using the Exchange Stabilization Fund (ESF), made an equity investment in CPFF II. The CPFF's authority to purchase commercial paper ended March 31, 2021, and CPFF II was terminated on July 8, 2021.
- On March 22, 2020, the Term Asset-Backed Securities Loan Facility (TALF) was established to provide loans to U.S. companies secured by certain AAA-rated asset-backed securities (ABS) backed by consumer and business loans. The Term Asset-Backed Securities Loan Facility II LLC (TALF II) was established to administer the facility. The Treasury, using funds appropriated to the ESF through the Coronavirus Aid, Relief, and Economic Security (CARES) Act, made an equity investment in TALF II. The TALF's authority to extend loans ended December 31, 2020.

## Federal Reserve Bank of Philadelphia

### Notes to Financial Statements

- On March 23, 2020, the Corporate Credit Facilities was established to administer the Primary Market Corporate Credit Facility (PMCCF), which was established to support credit to employers through bond and loan issuances, and the Secondary Market Corporate Credit Facility (SMCCF), which was established to support credit to employers by providing liquidity for outstanding corporate bonds. The Treasury, using funds appropriated to the ESF through the CARES Act, made an equity investment in Corporate Credit Facilities LLC (CCF), which was established to administer the PMCCF and SMCCF. The authority of the PMCCF and SMCCF to purchase eligible assets ended December 31, 2020; the PMCCF purchased no assets during 2020. CCF was terminated on December 17, 2021.
- On April 8, 2020, the Municipal Liquidity Facility was established to support lending to state, city, and county governments, certain multistate entities, and other issuers of municipal securities. Municipal Liquidity Facility LLC (MLF) was established to administer the facility. The Treasury, using funds appropriated to the ESF through the CARES Act, made an equity investment in MLF. The facility's authority to purchase eligible assets ended December 31, 2020.

The FRBB established and operated the following two lending facilities:

- On March 18, 2020, the Money Market Mutual Fund Liquidity Facility (MMLF) was established to provide funding to U.S. depository institutions and bank holding companies to finance their purchases of certain types of assets from money market mutual funds under certain conditions. The MMLF's authority to extend loans ended March 31, 2021. All loans were subsequently repaid.
- On April 9, 2020, the Main Street Lending Program (MSLP) was established to support lending to small and medium-sized businesses and non-profit organizations that were in sound financial condition before the onset of the coronavirus pandemic. The MSLP lending program involves the purchase of participations in loans originated by eligible lenders. The MSLP includes five facilities: Main Street New Loan Facility, Main Street Expanded Loan Facility, Main Street Priority Loan Facility, Non-profit Organization New Loan Facility, and Non-profit Organization Expanded Loan Facility. The MS Facilities LLC (Main Street) was established to administer the facilities. The Treasury, using funds appropriated to the ESF through the CARES Act, made an equity investment in Main Street. The facilities' authority to purchase loan participations ended January 8, 2021.

On April 8, 2020, each of the 12 Federal Reserve Banks established and commenced operation of the Paycheck Protection Program Liquidity Facility (PPPLF). The PPPLF offers a source of liquidity to financial institution lenders that lend to small businesses through the Small Business Administration's (SBA) Paycheck Protection Program (PPP). The PPPLF's authority to extend loans ended July 30, 2021.

Additional information related to the lending facility (facilities) that the Bank participates in is provided in Note 4.

Although the Reserve Banks are separate legal entities, they collaborate on the delivery of certain services to achieve greater efficiency and effectiveness. This collaboration takes the form of centralized operations and product or function offices that have responsibility for the delivery of certain services on behalf of the Reserve Banks. Various operational and management models are used and are supported by service agreements among the Reserve Banks. In some cases, costs incurred by a Reserve Bank for services provided to other Reserve Banks are not shared; in other cases, the Reserve Banks are reimbursed for costs incurred in providing services to other Reserve Banks. Major services provided by the Bank on behalf of

## **Federal Reserve Bank of Philadelphia**

### **Notes to Financial Statements**

the System for which the costs were not reimbursed by the other Reserve Banks include Collateral Data Support Team; Collateral Management System; Risk Assessment, Data Analysis, and Research; and Supervision Team Site Support Office. The Bank is contributing to the System's initiative to develop a nationwide instant payments settlement service, named the FedNow Service.

#### **(3) SIGNIFICANT ACCOUNTING POLICIES**

Accounting principles for entities with the unique powers and responsibilities of the nation's central bank have not been formulated by accounting standard-setting bodies. The Board of Governors has developed specialized accounting principles and practices that it considers to be appropriate for the nature and function of a central bank. These accounting principles and practices are documented in the Financial Accounting Manual for Federal Reserve Banks (FAM), which is issued by the Board of Governors. The Reserve Banks are required to adopt and apply accounting policies and practices that are consistent with the FAM. The financial statements and associated disclosures have been prepared in accordance with the FAM.

Due to the unique nature of the Bank's powers and responsibilities as part of the nation's central bank and given the System's unique responsibility to conduct monetary policy, the Board of Governors has adopted accounting principles and practices in the FAM that differ from accounting principles generally accepted in the United States of America (GAAP). The more significant differences are the presentation of all SOMA securities holdings at amortized cost, adjusted for credit impairment, if any, and the recording of all SOMA securities on a settlement-date basis. Amortized cost, rather than the fair value presentation, more appropriately reflects the financial position associated with the Bank's securities holdings given the System's unique responsibility to conduct monetary policy. Although the application of fair value measurements to the securities holdings may result in values substantially greater or less than their carrying values, these unrealized changes in value have no direct effect on the quantity of reserves available to the banking system or on the ability of the Reserve Banks, as the central bank, to meet their financial obligations and responsibilities. Both the domestic and foreign components of the SOMA portfolio may involve transactions that result in gains or losses when holdings are sold before maturity. Decisions regarding securities and foreign currency transactions, including their purchase and sale, are primarily motivated by monetary policy and financial stability objectives rather than profit. Accordingly, fair values, earnings, and gains or losses resulting from the sale of such securities and currencies are incidental to open market operations and do not motivate decisions related to policy or open market activities. Accounting for these securities on a settlement-date basis, rather than the trade-date basis required by GAAP, better reflects the timing of the transaction's effect on the quantity of reserves in the banking system.

In addition, the Bank does not present a Statement of Cash Flows as required by GAAP because the liquidity and cash position of the Bank are not a primary concern given the Bank's unique powers and responsibilities as a central bank. Other information regarding the Bank's activities is provided in, or may be derived from, the Statements of Condition, Operations, and Changes in Capital, and the accompanying notes to the financial statements. Other than those described above, the accounting policies described in FAM are generally consistent with those in GAAP and the references to GAAP in the notes to the financial statements highlight those areas where FAM is consistent with GAAP.

Preparing the financial statements in conformity with the FAM requires management to make certain estimates and assumptions that affect the reported amounts of assets and liabilities, the disclosure of contingent assets and liabilities at the date of the financial statements, and the reported amounts of income and expenses during the reporting period. Actual results could differ from those estimates.

## **Federal Reserve Bank of Philadelphia**

### **Notes to Financial Statements**

Certain amounts relating to the prior year have been reclassified in the Statements of Operations to conform to the current year presentation.

Effective January 1, 2021, the Building Machinery and Equipment asset class was reclassified to Furniture and Equipment. As a result, \$3 million of depreciation expense related to Building Machinery and Equipment previously reported as “Operating expenses: Occupancy” for the year ended December 31, 2020 has been reclassified to “Operating expenses: Equipment.” See Note 6 for additional information on the reclassification.

Significant accounts and accounting policies are explained below.

#### **a. Consolidation**

The Dodd-Frank Wall Street Reform and Consumer Protection Act of 2010 (Dodd-Frank Act) established the Bureau of Consumer Financial Protection (Bureau) as an independent bureau within the System that has supervisory authority over some institutions previously supervised by the Reserve Banks in connection with those institutions’ compliance with consumer protection statutes. Section 1017 of the Dodd-Frank Act provides that the financial statements of the Bureau are not to be consolidated with those of the Board of Governors or the System. The Board of Governors funds the Bureau through assessments on the Reserve Banks as required by the Dodd-Frank Act. The Reserve Banks reviewed the law and evaluated the design of and their relationship to the Bureau and determined that it should not be consolidated in the Bank’s financial statements.

#### **b. Gold and Special Drawing Rights Certificates**

The Secretary of the Treasury is authorized to issue gold certificates to the Reserve Banks. Upon authorization, the Reserve Banks acquire gold certificates by crediting equivalent amounts in dollars to the account established for the Treasury. The gold certificates held by the Reserve Banks are required to be backed by the gold owned by the Treasury. The Treasury may reacquire the gold certificates at any time, and the Reserve Banks must deliver them to the Treasury. At such time, the Treasury’s account is charged, and the Reserve Banks’ gold certificate accounts are reduced. The value of gold for purposes of backing the gold certificates is set by law at \$42 2/9 per fine troy ounce. Gold certificates are recorded by the Reserve Banks at original cost. The Board of Governors allocates the gold certificates among the Reserve Banks once a year based on each Reserve Bank’s average Federal Reserve notes outstanding during the preceding 12 months.

Special drawing rights (SDR) are issued by the International Monetary Fund (IMF) to its members in proportion to each member’s quota in the IMF at the time of issuance. SDRs serve as a supplement to international monetary reserves and may be transferred from one national monetary authority to another. Under the law providing for U.S. participation in the SDR system, the Secretary of the Treasury is authorized to issue SDR certificates to the Reserve Banks. When SDR certificates are issued to the Reserve Banks, equivalent amounts in U.S. dollars are credited to the account established for the Treasury and the Reserve Banks’ SDR certificate accounts are increased. The Reserve Banks are required to purchase SDR certificates, at the direction of the Treasury, for the purpose of financing SDR acquisitions or for financing exchange-stabilization operations. At the time SDR certificate transactions occur, the Board of Governors allocates the SDR certificates among the Reserve Banks based upon each Reserve Bank’s Federal Reserve notes outstanding at the end of the preceding calendar year. SDR certificates are recorded by the Reserve Banks at original cost.

## **Federal Reserve Bank of Philadelphia**

### **Notes to Financial Statements**

#### **c. Coin**

The amount reported as coin in the Statements of Condition represents the face value of all United States coin held by the Bank. The Bank buys coin at face value from the U.S. Mint in order to fill depository institution orders.

#### **d. Loans**

Loans to depository institutions and other loans, consisting of the PPPLF are reported at their outstanding principal balances and interest income is recognized on an accrual basis.

Loans are impaired when current information and events indicate that it is probable that the Bank will not receive the principal and interest that are due in accordance with the contractual terms of the loan agreement. Impaired loans are evaluated to determine whether an allowance for loan loss is required. The Bank has developed procedures for assessing the adequacy of any allowance for loan losses using all available information to identify incurred losses. This assessment includes monitoring information obtained from banking supervisors, borrowers, and other sources to assess the credit condition of the borrowers and, as appropriate, evaluating collateral values. Generally, the Bank would discontinue recognizing interest income on impaired loans until the borrower's repayment performance demonstrates principal and interest would be received in accordance with the terms of the loan agreement. If the Bank discontinues recording interest on an impaired loan, cash payments are first applied to principal until the loan balance is reduced to zero; subsequent payments are applied as recoveries of amounts previously deemed uncollectible, if any, and then as interest income.

#### **e. Securities Purchased Under Agreements to Resell, Securities Sold Under Agreements to Repurchase, and Securities Lending**

The FRBNY may engage in purchases of securities under agreements to resell (repurchase agreements) under the standard monetary policy repurchase agreement operations and domestic standing repurchase agreement facility with primary dealers and eligible counterparties (repo operations), and foreign official and international account holders under the Foreign and International Monetary Authorities (FIMA) Repo Facility. Repo operations transactions are settled through a tri-party arrangement, in which a commercial custodial bank manages the collateral clearing, settlement, pricing, and pledging, and provides cash and securities custodial services for and on behalf of the FRBNY and the counterparty. The collateral pledged must exceed the principal amount of the transaction by a margin determined by the FRBNY for each class and maturity of acceptable collateral. Collateral designated by the FRBNY as acceptable under repo operations primarily include Treasury securities (including Treasury Inflation-Protected Securities (TIPS), Separate Trading of Registered Interest and Principal of Securities, and Treasury Floating Rate Notes); direct obligations of several federal agencies and GSEs, including Federal National Mortgage Association, Federal Home Loan Mortgage Corporation, and Federal Home Loan Banks; and pass-through federal agency and GSE mortgage-backed securities (MBS). The FIMA Repo Facility is managed by the FRBNY, and acceptable collateral includes Treasury securities only. The repurchase agreements are accounted for as financing transactions with the associated interest income recognized over the life of the transaction. These repurchase agreements are reported at their contractual amounts as "System Open Market Account: Securities purchased under agreements to resell" and the related accrued interest receivable is reported as a component of "System Open Market Account: Accrued interest receivable" in the Statements of Condition. Interest income is reported as "System Open Market Account: Securities purchased under agreements to resell" in the Statements of Operations.

The FRBNY may engage in sales of securities under agreements to repurchase (reverse repurchase agreements) with primary dealers and with a set of expanded counterparties that includes banks, savings

## **Federal Reserve Bank of Philadelphia**

### **Notes to Financial Statements**

associations, GSEs, and domestic money market funds. Transactions under these reverse repurchase agreements are designed to have a margin of zero and are settled through a tri-party arrangement, similar to repo operations. Reverse repurchase agreements may also be executed with foreign official and international account holders as part of a service offering. Reverse repurchase agreements are collateralized by a pledge of an amount of Treasury securities, federal agency and GSE MBS, or GSE debt securities that are held in the SOMA. Reverse repurchase agreements are accounted for as financing transactions, and the associated interest expense is recognized over the life of the transaction. These reverse repurchase agreements are reported at their contractual amounts as “System Open Market Account: Securities sold under agreements to repurchase” and the related accrued interest payable is reported as a component of “System Open Market Account: Other liabilities” in the Statements of Condition. Interest expense is reported as “System Open Market Account: Securities sold under agreements to repurchase” in the Statements of Operations.

Treasury securities and GSE debt securities held in the SOMA may be lent to primary dealers, typically overnight, to facilitate the effective conduct of open market operations. The amortized cost basis of securities lent continues to be reported as “System Open Market Account: Treasury securities, net” and “System Open Market Account: Government-sponsored enterprise debt securities, net,” as appropriate, in the Statements of Condition. Securities lending transactions are fully collateralized by Treasury securities based on the fair values of the securities lent increased by a margin determined by the FRBNY. The FRBNY charges the primary dealer a fee for borrowing securities, and these fees are reported as a component of “Other items of income (loss): System Open Market Account: Other” in the Statements of Operations.

Activity related to repurchase agreements, reverse repurchase agreements, and securities lending is allocated to each of the Reserve Banks on a percentage basis derived from an annual settlement of the interdistrict settlement account that occurs in the second quarter of each year.

#### **f. Treasury Securities, Federal Agency and Government-Sponsored Enterprise Residential and Commercial Mortgage-Backed Securities, Government-Sponsored Enterprise Debt Securities, and Foreign Currency Denominated Investments**

Interest income on Treasury securities, federal agency and GSE MBS, GSE debt securities, and foreign currency denominated investments included in the SOMA is recorded when earned and includes inflation compensation on TIPS and amortization of premiums and accretion of discounts using the effective interest method. Interest income on federal agency and GSE MBS also includes gains or losses associated with principal paydowns. Premiums and discounts related to federal agency and GSE MBS are amortized or accreted over the term of the security to stated maturity, and the amortization of premiums and accretion of discounts are accelerated when principal payments are received. Gains and losses resulting from sales of securities are determined by specific issue based on average cost. Treasury securities, federal agency and GSE MBS, and GSE debt securities are reported net of premiums and discounts in the Statements of Condition and interest income on those securities is reported net of the amortization of premiums and accretion of discounts in the Statements of Operations.

In addition to outright purchases of federal agency and GSE MBS that are held in the SOMA, the FRBNY enters into RMBS dollar roll transactions (dollar rolls), which primarily involve an initial transaction to purchase or sell “to be announced” (TBA) MBS for delivery in the current month combined with a simultaneous agreement to sell or purchase TBA MBS on a specified future date. During the years ended December 31, 2021 and 2020, the FRBNY executed dollar rolls to facilitate settlement of outstanding purchases of federal agency and GSE MBS. The FRBNY accounts for dollar rolls as individual purchases and sales, on a settlement-date basis. Accounting for these transactions as purchases and sales, rather than



## Federal Reserve Bank of Philadelphia

### Notes to Financial Statements

as financing transactions, is appropriate because the purchase or sale component of the MBS TBA dollar roll is paired off or assigned prior to settlement and, as a result, there is no transfer and return of securities. Net gains (losses) resulting from MBS transactions are reported as a component of “Other items of income (loss): System Open Market Account: Federal agency and government-sponsored enterprise mortgage-backed securities (losses) gains, net” in the Statements of Operations.

Foreign currency denominated investments, which can include foreign currency deposits, repurchase agreements, and government debt instruments, are revalued daily at current foreign currency market exchange rates in order to report these assets in U.S. dollars. Any negative interest associated with these foreign currency denominated investments is included as a component of “Interest income: System Open Market Account: Foreign currency denominated investments, net” in the Statements of Operations. Foreign currency translation gains and losses that result from the daily revaluation of foreign currency denominated investments are reported as “Other items of income (loss): System Open Market Account: Foreign currency translation (losses) gains, net” in the Statements of Operations.

Because the FRBNY enters into commitments to buy Treasury securities, federal agency and GSE MBS, and foreign government debt instruments and records the related securities on a settlement-date basis in accordance with the FAM, the related outstanding commitments are not reflected in the Statements of Condition.

Activity related to Treasury securities, federal agency and GSE MBS, and GSE debt securities including the premiums, discounts, and realized gains and losses, is allocated to each Reserve Bank on a percentage basis derived from an annual settlement of the interdistrict settlement account that occurs in the second quarter of each year. Activity related to foreign currency denominated investments, including the premiums, discounts, and realized and unrealized gains and losses, is allocated to each Reserve Bank on a percentage basis, adjusted annually in the second quarter of each year, calculated as the ratio of each Reserve Bank’s capital and surplus to the Reserve Banks’ aggregate capital and surplus at the preceding December 31.

#### **g. Central Bank Liquidity Swaps**

Central bank liquidity swaps, which are transacted between the FRBNY and a foreign central bank, can be structured as either U.S. dollar or foreign currency liquidity swap arrangements.

Central bank liquidity swaps activity, including the related income and expense, is allocated to each Reserve Bank based on a percentage basis, adjusted annually in the second quarter of each year, calculated as the ratio of each Reserve Bank’s capital and surplus to the Reserve Banks’ aggregate capital and surplus at the preceding December 31.

#### ***U.S. dollar liquidity swaps***

At the initiation of each U.S. dollar liquidity swap transaction, the foreign central bank transfers a specified amount of its currency to a restricted account for the FRBNY in exchange for U.S. dollars at the prevailing market exchange rate. Concurrent with this transaction, the FRBNY and the foreign central bank agree to a second transaction that obligates the foreign central bank to return the U.S. dollars and the FRBNY to return the foreign currency on a specified future date at the same exchange rate as the initial transaction. The Bank’s allocated portion of the foreign currency amounts that the FRBNY acquires are reported as “System Open Market Account: Central bank liquidity swaps” in the Statements of Condition. Because the swap transaction will be unwound at the same U.S. dollar amount and exchange rate that were used in the initial transaction, the recorded value of the foreign currency amounts is not affected by changes in the market exchange rate.

## Federal Reserve Bank of Philadelphia

### Notes to Financial Statements

The foreign central bank compensates the FRBNY based on the amount outstanding and the interest rate under the swap agreement. The Bank's allocated portion of the amount of compensation received during the term of the swap transaction is reported as "Interest income: System Open Market Account: Central bank liquidity swaps" in the Statements of Operations.

#### *Foreign currency liquidity swaps*

Foreign currency liquidity swap transactions involve the transfer by the FRBNY, at the prevailing market exchange rate, of a specified amount of U.S. dollars to an account for the foreign central bank in exchange for its currency. The foreign currency liquidity swap is recorded as a liability in the amount of foreign currency that the FRBNY receives.

#### **h. Bank Premises, Equipment, and Software**

Bank premises and equipment are stated at cost less accumulated depreciation. Depreciation is calculated on a straight-line basis over the estimated useful lives of the assets, which range from 2 to 50 years. Major alterations, renovations, and improvements are capitalized and depreciated over the remaining useful life of the asset or, if appropriate, over the unique useful life of the alteration, renovation, or improvement. Maintenance, repairs, and minor replacements are charged to operating expense in the year incurred. Reserve Banks may transfer assets to other Reserve Banks or may lease property of other Reserve Banks.

Costs incurred to acquire software are capitalized based on the purchase price. Costs incurred during the application development stage to develop internal-use software are capitalized based on the cost of direct services and materials associated with designing, coding, installing, and testing the software. Capitalized software costs are amortized on a straight-line basis over the estimated useful lives of the software applications, which generally range from two to five years. Maintenance costs and minor replacements related to software are charged to operating expense in the year incurred.

Capitalized assets, including software, buildings, leasehold improvements, furniture, and equipment, are impaired and an adjustment is recorded when events or changes in circumstances indicate that the carrying amount of assets or asset groups is not recoverable and significantly exceeds the assets' fair value.

#### **i. Leases**

Leases are identified in accordance with Financial Accounting Standards Board (FASB) Accounting Standards Codification (ASC) 842, *Leases*. The Bank's material leases involve lessor arrangements for premises that are classified as operating leases and lessee arrangements for equipment that are classified as finance leases. When the Bank is a lessee, the discount rate is based on a risk-free Treasury borrowing rate at lease commencement using a period comparable to the lease term. The Bank elected the short-term lease recognition exemption and to not separate lease components from non-lease components for all leases.

#### **j. Interdistrict Settlement Account**

Each Reserve Bank aggregates the payments due to or from other Reserve Banks. These payments result from transactions between the Reserve Banks and transactions that involve depository institution accounts held by other Reserve Banks, such as Fedwire funds and securities transfers and check and ACH transactions. The cumulative net amount due to or from the other Reserve Banks is reflected in the "Interdistrict settlement account" in the Statements of Condition.

An annual settlement of the interdistrict settlement account occurs in the second quarter of each year. As a result of the annual settlement, the balance in each Bank's interdistrict settlement account is adjusted by an amount equal to the average balance in the account during the previous twelve-month period ended March

## Federal Reserve Bank of Philadelphia

### Notes to Financial Statements

31. An equal and offsetting adjustment is made to each Bank's allocated portion of SOMA assets and liabilities.

#### **k. Federal Reserve Notes**

Federal Reserve notes are the circulating currency of the United States. These notes, which are identified as issued to a specific Reserve Bank, must be fully collateralized. All of the Bank's assets are eligible to be pledged as collateral. The collateral value is equal to the book value of the collateral tendered with the exception of securities, for which the collateral value is equal to the par value of the securities tendered. The par value of securities pledged as collateral under reverse repurchase agreements is deducted from the eligible collateral value.

The Board of Governors may, at any time, call upon a Reserve Bank for additional security to adequately collateralize outstanding Federal Reserve notes. To satisfy the obligation to provide sufficient collateral for outstanding Federal Reserve notes, the Reserve Banks have entered into an agreement that provides for certain assets of the Reserve Banks to be jointly pledged as collateral for the Federal Reserve notes issued to all Reserve Banks. In the event that this collateral is insufficient, the FRA provides that Federal Reserve notes become a first and paramount lien on all the assets of the Reserve Banks. Finally, Federal Reserve notes are obligations of the United States government.

"Federal Reserve notes outstanding, net" in the Statements of Condition represents the Bank's Federal Reserve notes outstanding, reduced by the Bank's currency holdings of \$10,590 million and \$5,594 million at December 31, 2021 and 2020, respectively.

At December 31, 2021 and 2020, all Federal Reserve notes outstanding, net, were fully collateralized. At December 31, 2021 and 2020, all gold certificates, all SDR certificates, and \$2,171 billion and \$2,024 billion, respectively, of domestic securities held in the SOMA were pledged as collateral. At December 31, 2021 and 2020, no investments denominated in foreign currencies were pledged as collateral.

#### **l. Deposits**

##### ***Depository Institutions***

Depository institutions' deposits represent balances maintained by depository institutions in accounts at the Bank. Prior to March 26, 2020, balances maintained by customers in deposit accounts at depository institutions were subject to a reserve requirement. A reserve requirement is the amount of funds that a depository institution is required to maintain as a percentage of specified deposits and other liabilities. Effective March 26, 2020, the Board of Governors reduced all reserve requirement ratios to zero percent, effectively eliminating reserve requirements. Prior to that date, balances maintained by depository institutions at the Bank were divided into two types: required reserves (balances held to satisfy a reserve requirement) and excess reserve balances (balances maintained in excess of required reserves). With reserve requirements set to zero percent, the distinction between required reserves and excess reserves is no longer relevant.

The Board of Governors amended Regulation D (12 CFR Part 204), which governs reserve requirements, to eliminate references to an interest on required reserves rate and an interest on excess reserves rate and replaced them with a single interest on reserve balances (IORB) rate. The Board of Governors sets the rate at which balances maintained by depository institutions in accounts at Reserve Banks receive earnings at a rate not to exceed the general level of short-term interest rates. The Board of Governors has the discretion to change the IORB rate at any time. Interest on depository institution's balances is calculated and accrued daily at the specified rate. Interest payable on deposits of depository institutions at Reserve Banks is

## Federal Reserve Bank of Philadelphia

### Notes to Financial Statements

reported as a component of “Interest payable to depository institutions and others” in the Statements of Condition. Interest expense on deposits of depository institutions at Reserve Banks is reported as a component of “Depository institutions and others” in the Statements of Operations.

The Term Deposit Facility (TDF) consists of deposits with specific maturities held by eligible institutions at the Reserve Banks. The Reserve Banks pay interest on these deposits at interest rates determined by auction. Interest expense on deposits held by the Reserve Banks under the TDF is accrued daily at the appropriate rate. Interest payable is reported as a component of “Interest payable to depository institutions and others” in the Statements of Condition. There were no deposits held by the Bank under the TDF at December 31, 2021 and 2020.

#### ***Other Deposits***

Other deposits include the Bank’s allocated portion of foreign central bank and foreign government deposits held at the FRBNY.

#### **m. Items in Process of Collection and Deferred Credit Items**

Items in process of collection primarily represent amounts attributable to checks that have been deposited for collection and that, as of the balance sheet date, have not yet been presented to the paying bank. Deferred credit items represent the counterpart liability to items in process of collection. The amounts in this account arise from deferring credit for deposited items until the amounts are collected.

#### **n. Reserve Bank Capital Paid-in**

The FRA requires that each member bank subscribe to the capital stock of the Reserve Bank in an amount equal to 6 percent of the capital and surplus of the member bank. These shares have a par value of \$100 and may not be transferred or hypothecated. As a member bank’s capital and surplus changes, its holdings of Reserve Bank stock must be adjusted. Currently, only one-half of the subscription is paid in, and the remainder is subject to call. A member bank is liable for Reserve Bank liabilities up to twice the par value of stock subscribed by it.

The FRA requires each Reserve Bank to pay each member bank an annual dividend based on the amount of the member bank’s paid-in capital stock and a rate determined by the member bank’s total consolidated assets. Member banks with total consolidated assets in excess of a threshold established in the FRA receive a dividend equal to the smaller of 6 percent or the rate equal to the high yield of the 10-year Treasury note auctioned at the last auction held prior to the payment of the dividend. Member banks with total consolidated assets equal to or less than the threshold receive a dividend of 6 percent. The threshold for total consolidated assets was \$10.8 billion and \$10.7 billion for the years ended December 31, 2021 and 2020, respectively. This threshold is adjusted annually based on the Gross Domestic Product Price Index, which is published by the Bureau of Economic Analysis. The dividend is paid semiannually and is cumulative.

#### **o. Surplus**

As of December 31, 2020, the FRA limited aggregate Reserve Bank surplus to \$6.825 billion. Effective January 1, 2021, the National Defense Authorization Act for 2021 further reduced the statutory limit on aggregate Reserve Bank surplus from \$6.825 billion to \$6.785 billion. On February 5, 2021, the Reserve Banks made a \$40 million lump sum payment to the Treasury. Reserve Bank surplus is allocated among the Reserve Banks based on the ratio of each Bank’s capital paid-in to total Reserve Bank capital paid-in as of December 31 of each year. The amount reported as surplus by the Bank as of December 31, 2021 and 2020 represents the Bank’s allocated portion of surplus.

## **Federal Reserve Bank of Philadelphia**

### **Notes to Financial Statements**

Accumulated other comprehensive income (loss) is reported as a component of “Surplus” in the Statements of Condition and the Statements of Changes in Capital. Additional information regarding the classifications of accumulated other comprehensive income is provided in Notes 9 and 10.

#### **p. Earnings Remittances to the Treasury**

The FRA requires that any amounts of the surplus funds of the Reserve Banks that exceed, or would exceed, the aggregate surplus limitation shall be transferred to the Board of Governors for transfer to the Treasury. The Bank remits excess earnings to the Treasury after providing for the cost of operations, payment of dividends, and reservation of an amount necessary to maintain surplus at the Bank’s allocated portion of the aggregate surplus limitation. Remittances to the Treasury are made on a weekly basis. The amount of the remittances to the Treasury is reported as “Earnings remittances to the Treasury” in the Statements of Operations. The amount due to the Treasury is reported as “Accrued remittances to the Treasury” in the Statements of Condition. See Note 11 for additional information on earnings remittances to the Treasury.

If earnings during the year are not sufficient to provide for the costs of operations, payment of dividends, and maintaining surplus at an amount equal to the Bank’s allocated portion of the aggregate surplus limitation, remittances to the Treasury are suspended. This decrease in earnings remittances to the Treasury results in the recognition of a deferred asset that represents the amount of net earnings a Reserve Bank will need to realize before remittances to the Treasury resume. As of December 31, 2020, such changes resulted in the Bank recording a deferred asset in the amount of \$3 million, which is reported as “Deferred asset – remittances to the Treasury” in the Statements of Condition.

#### **q. Income and Costs Related to Treasury Services**

When directed by the Secretary of the Treasury, the Bank is required by the FRA to serve as fiscal agent and depository of the United States Government. By statute, the Treasury has appropriations to pay for these services. Revenue generated by the Bank in performing fiscal agent activities is recognized when the Bank’s performance obligations are satisfied. During the years ended December 31, 2021 and 2020, the Bank was reimbursed for all services provided to the Treasury as its fiscal agent.

#### **r. Services Provided to Other Reserve Banks**

The Federal Reserve Bank of Atlanta has overall responsibility for managing the Reserve Banks’ provision of check and ACH services to depository institutions, the FRBNY has overall responsibility for managing the Reserve Banks’ provision of Fedwire funds and securities services and National Settlement Service, and the Federal Reserve Bank of Chicago has overall responsibility for managing the Reserve Banks’ provision of electronic access services to depository institutions. The Reserve Bank that has overall responsibility for managing these services recognizes the related total System revenue in its Statements of Operations. Revenue generated from these services is recognized when the Reserve Banks’ performance obligations are satisfied. Because the performance obligations for these services are not for any specific term, the Reserve Banks responsible for managing these services recognize income based on usage of the services. Transaction prices are set by fee schedules published by the System. During the years ended December 31, 2021 and 2020, earned income was collected timely. The Bank is reimbursed for costs incurred to provide these services by the Reserve Banks responsible for managing these services and reports this reimbursement as a component of “Operating expenses: Other” in its Statements of Operations.

#### **s. Assessments**

The Board of Governors assesses the Reserve Banks to fund its operations and the operations of the Bureau. These assessments are allocated to each Reserve Bank based on each Reserve Bank’s capital and surplus balances. The Board of Governors also assesses each Reserve Bank for expenses related to producing,

## Federal Reserve Bank of Philadelphia

### Notes to Financial Statements

issuing, and retiring Federal Reserve notes based on each Reserve Bank's share of the number of notes comprising the System's net liability for Federal Reserve notes on December 31 of the prior year.

The Dodd-Frank Act requires that, after the transfer of its responsibilities to the Bureau on July 21, 2011, the Board of Governors fund the Bureau in an amount not to exceed a fixed percentage of the total operating expenses of the System as reported in the Board of Governor's 2009 annual report, which totaled \$4.98 billion. After 2013, the amount is adjusted annually in accordance with the provisions of the Dodd-Frank Act. The percentage of total operating expenses of the System for the years ended December 31, 2021 and 2020 was 14.41 percent (\$717.5 million) and 13.97 percent (\$695.9 million), respectively. The Bank's assessment for Bureau funding is reported as "Operating expenses: Assessments: Bureau of Consumer Financial Protection" in the Statements of Operations.

#### t. Taxes

The Reserve Banks are exempt from federal, state, and local taxes, except for taxes on real property. The Bank's real property taxes were \$2 million for each of the years ended December 31, 2021 and 2020, and are reported as a component of "Operating expenses: Occupancy" in the Statements of Operations.

#### u. Restructuring Charges

The Reserve Banks recognize restructuring charges for exit or disposal costs incurred as part of the closure of business activities in a particular location, the relocation of business activities from one location to another, or a fundamental reorganization that affects the nature of operations. Restructuring charges may include costs associated with employee separations, contract terminations, and asset impairments. Expenses are recognized in the period in which the Bank commits to a formalized restructuring plan or executes the specific actions contemplated in the plan and all criteria for financial statement recognition have been met.

The Bank had no significant restructuring activities in 2021 and 2020.

#### v. Recently Issued Accounting Standards

Other than the significant differences described in Note 3, the accounting policies described in FAM are generally consistent with those in GAAP. The following items represent recent GAAP accounting standards and describe how the FAM was or will be revised to be consistent with these standards.

In February 2016, the FASB issued Accounting Standards Update (ASU) 2016-02, *Leases (Topic 842)*. This update revises the model to assess how a lease should be classified and provides guidance for lessees, requiring lessees to present right-of-use assets and lease liabilities on the balance sheet based on the value of discounted future lease payments. Lessor accounting is largely unchanged. This guidance was effective for the Bank for the year ending December 31, 2020. The Bank used the modified retrospective transition approach to recognize material leases existing on January 1, 2020 with no adjustment to prior periods presented. There were no cumulative effect adjustments required. The Bank elected not to reassess prior determinations of whether an existing contract contains a lease, lease classification, and initial direct costs. Subsequently, the FASB issued in July 2021, ASU 2021-05, *Leases (Topic 842): Lessors—Certain Leases with Variable Lease Payments*; and in November 2021, ASU 2021-09, *Leases (Topic 842): Discount Rate for Lessees That are Not Public Business Entities*. These updates did not have a material effect on the Bank's financial statements.

In June 2016, the FASB issued ASU 2016-13, *Financial Instruments – Credit Losses (Topic 326): Measurement of Credit Losses on Financial Instruments*. This update revises the methodology for assessing expected credit losses and requires consideration of reasonable and supportable information to inform credit loss estimates. Although earlier adoption is permitted, this update is effective for the Bank

## Federal Reserve Bank of Philadelphia

### Notes to Financial Statements

for the year ending December 31, 2023. The Board of Governors is continuing to evaluate the effect of this guidance on the Bank's financial statements.

In August 2018, the FASB issued ASU 2018-14, *Retirement Benefits-Defined Benefits Plans-General (Subtopic 715-20)*. This update modifies the disclosure requirements for postretirement plans. The Board of Governors adopted this standard for the year ending December 31, 2020. Relevant disclosure updates have been included in Note 9.

#### (4) LOANS

##### Loans to Depository Institutions

The Bank offers primary, secondary, and seasonal loans to eligible borrowers (depository institutions that maintain reservable transaction accounts or non-personal time deposits and have established discount window borrowing privileges). Each program has its own interest rate and interest is accrued using the applicable interest rate established at least every 14 days by the Bank's board of directors, subject to review and determination by the Board of Governors. Primary and secondary loans are extended on a short-term basis, typically overnight, whereas seasonal loans may be extended for a period of up to nine months.

Primary, secondary, and seasonal loans are collateralized to the satisfaction of the Bank to reduce credit risk. Assets eligible to collateralize these loans include consumer, business, and real estate loans; Treasury securities; GSE debt securities; foreign sovereign debt; municipal, corporate, and state and local government obligations; asset-backed securities; corporate bonds; commercial paper; and bank-issued assets, such as certificates of deposit, bank notes, and deposit notes. Collateral is assigned a lending value that is deemed appropriate by the Bank, which is typically fair value reduced by a margin. Loans to depository institutions are monitored daily to ensure that borrowers continue to meet eligibility requirements for these programs. If a borrower no longer qualifies for these programs, the Bank will generally request full repayment of the outstanding loan or, for primary or seasonal loans, may convert the loan to a secondary credit loan. Collateral levels are reviewed daily against outstanding obligations, and borrowers that no longer have sufficient collateral to support outstanding loans are required to provide additional collateral or to make partial or full repayment.

##### Other Loans

###### *Paycheck Protection Program Liquidity Facility*

PPPLF loans are non-recourse loans and only PPP loans guaranteed by the SBA are eligible to serve as collateral for the PPPLF. An eligible borrower may pledge SBA-guaranteed PPP loans that it has originated or purchased. Each PPPLF loan is equal to the maturity of the PPP loan pledged and has a term of two years or five years based on the PPP loan origination date. In an event of default, PPP covered loans are fully guaranteed as to principal and accrued interest by the SBA. The Bank has the rights to any such loan forgiveness reimbursement by the SBA to the eligible borrower. The eligible borrower shall pay fully collected funds to the Bank. At December 31, 2021 and 2020, no PPPLF loans were over 90 days past due or on non-accrual status.

## Federal Reserve Bank of Philadelphia

### Notes to Financial Statements

The amounts outstanding at December 31, 2021 and 2020 for loans to depository institutions and other loans were as follows (in millions):

	<u>2021</u>	<u>2020</u>
Loans to depository institutions		
Primary, secondary, and seasonal credit	\$ 15	\$ 10
Other loans		
PPPLF	<u>48</u>	<u>6,264</u>
Total loans	<u>\$ 63</u>	<u>\$ 6,274</u>

The remaining maturity distribution of loans outstanding at December 31, 2021 and 2020, was as follows (in millions):

	<u>Within 15 days</u>	<u>16 days to 90 days</u>	<u>91 days to 1 year</u>	<u>Over 1 year to 5 years</u>	<u>Total</u>
<b>December 31, 2021</b>					
Loans to depository institutions					
Primary, secondary, and seasonal credit	\$ 15	\$ -	\$ -	\$ -	\$ 15
PPPLF	<u>-</u>	<u>-</u>	<u>9</u>	<u>39</u>	<u>48</u>
Total loans	<u>\$ 15</u>	<u>\$ -</u>	<u>\$ 9</u>	<u>\$ 39</u>	<u>\$ 63</u>
<b>December 31, 2020</b>					
Loans to depository institutions					
Primary, secondary, and seasonal credit	\$ -	\$ 10	\$ -	\$ -	\$ 10
PPPLF	<u>-</u>	<u>-</u>	<u>-</u>	<u>6,264</u>	<u>6,264</u>
Total loans	<u>\$ -</u>	<u>\$ 10</u>	<u>\$ -</u>	<u>\$ 6,264</u>	<u>\$ 6,274</u>

Interest income attributable to loans to depository institutions was immaterial during the years ended December 31, 2021 and 2020. Interest income attributable to PPPLF loans outstanding during the years ended December 31, 2021 and 2020 was as follows (in millions):

	<u>2021</u>	<u>2020</u>
Interest income		
PPPLF	<u>\$ 11</u>	<u>\$ 13</u>
Total loans	<u>\$ 11</u>	<u>\$ 13</u>

At December 31, 2021 and 2020, the Bank did not have any loans that were impaired, restructured, past due, or on non-accrual status, and no allowance for loan losses was required. There were no impaired loans during the years ended December 31, 2021 and 2020.

#### (5) SYSTEM OPEN MARKET ACCOUNT

##### a. Domestic Securities Holdings

The FRBNY executes domestic open market operations and, on behalf of the Reserve Banks, holds the resulting securities in the SOMA. Pursuant to the FOMC directives, at the beginning of 2020, the FOMC directed the FRBNY to continue purchasing Treasury bills to maintain ample reserve balances. Effective March 16, 2020, in response to risks to economic activity posed by the coronavirus, the FOMC directed the FRBNY to increase the SOMA portfolio by purchasing at least \$500 billion of Treasury securities and \$200 billion of RMBS at a pace appropriate to smooth market functioning, to roll over at auction all principal payments from the System's holdings of Treasury securities, and to reinvest all principal payments from the System's holdings of agency debt and agency MBS in agency mortgage-backed securities. Effective March 23, 2020, the FOMC further directed the FRBNY to increase the SOMA portfolio, with no explicit



## Federal Reserve Bank of Philadelphia

### Notes to Financial Statements

limit, by purchasing Treasury securities and RMBS and begin purchasing CMBS as needed to sustain smooth functioning of markets for those securities. Effective December 2020, the FOMC directed the FRBNY to increase the SOMA portfolio by purchasing Treasury securities at a pace of \$80 billion per month and agency MBS at a pace of \$40 billion per month and to increase the SOMA portfolio by purchasing Treasury securities, RMBS, and CMBS as needed to sustain smooth functioning of markets for these securities.

Effective November 4, 2021, the FOMC directed the FRBNY to begin reducing the monthly pace of its net asset purchases by \$10 billion for Treasury securities and \$5 billion for RMBS by purchasing Treasury securities and RMBS at a pace of \$70 billion and \$35 billion, respectively, per month. Effective December 16, 2021, the FOMC directed the FRBNY to further reduce the monthly pace of its net asset purchases by \$10 billion for Treasury securities and \$5 billion for RMBS by purchasing Treasury securities and RMBS at a pace of \$60 billion and \$30 billion, respectively, per month. Additionally, as announced in December 2021, the FOMC directed the FRBNY starting in mid-January 2022 to further reduce the monthly pace of its net asset purchases by \$20 billion for Treasury securities and \$10 billion for RMBS by purchasing Treasury securities and RMBS at a pace of \$40 billion and \$20 billion, respectively, per month. As announced in January 2022, the FOMC directed the FRBNY starting in mid-February to further reduce the monthly pace of its net asset purchases by \$20 billion for Treasury securities and \$10 billion for RMBS by purchasing Treasury securities and RMBS at a pace of \$20 billion and \$10 billion, respectively, per month.

The Bank's allocated share of activity related to domestic open market operations was 2.112 percent and 2.281 percent at December 31, 2021 and 2020, respectively.

The Bank's allocated share of Treasury securities, federal agency and GSE MBS, and GSE debt securities, net, excluding accrued interest, held in the SOMA at December 31, 2021 and 2020 was as follows (in millions):

	Allocated to the Bank							
	2021				2020			
	Par	Unamortized premiums	Unaccreted discounts	Total amortized cost	Par	Unamortized premiums	Unaccreted discounts	Total amortized cost
Treasury securities								
Bills	\$ 6,886	\$ -	\$ (2)	\$ 6,884	\$ 7,438	\$ -	\$ (2)	\$ 7,436
Notes	79,182	1,458	(117)	80,523	69,882	1,646	(36)	71,492
Bonds	33,318	4,506	(250)	37,574	29,656	4,567	(84)	34,139
Total Treasury securities	<u>119,386</u>	<u>5,964</u>	<u>(369)</u>	<u>124,981</u>	<u>106,976</u>	<u>6,213</u>	<u>(122)</u>	<u>113,067</u>
Federal agency and GSE MBS								
Residential	\$ 55,047	\$ 1,464	\$ (12)	\$ 56,499	\$ 46,305	\$ 1,580	\$ (3)	\$ 47,882
Commercial	195	21	-	216	224	26	-	250
Total federal agency and GSE MBS	<u>55,242</u>	<u>1,485</u>	<u>(12)</u>	<u>56,715</u>	<u>46,529</u>	<u>1,606</u>	<u>(3)</u>	<u>48,132</u>
GSE debt securities	<u>\$ 50</u>	<u>\$ 5</u>	<u>\$ -</u>	<u>\$ 55</u>	<u>\$ 53</u>	<u>\$ 7</u>	<u>\$ -</u>	<u>\$ 60</u>

## Federal Reserve Bank of Philadelphia

### Notes to Financial Statements

	Total SOMA							
	2021				2020			
	Par	Unamortized premiums	Unaccreted discounts	Total amortized cost	Par	Unamortized premiums	Unaccreted discounts	Total amortized cost
Treasury securities								
Bills	\$ 326,044	\$ -	\$ (88)	\$ 325,956	\$ 326,044	\$ -	\$ (107)	\$ 325,937
Notes	3,748,992	69,017	(5,533)	3,812,476	3,063,037	72,129	(1,590)	3,133,576
Bonds	1,577,506	213,327	(11,839)	1,778,994	1,299,848	200,197	(3,687)	1,496,358
Total Treasury securities	<u>5,652,542</u>	<u>282,344</u>	<u>(17,460)</u>	<u>5,917,426</u>	<u>4,688,929</u>	<u>272,326</u>	<u>(5,384)</u>	<u>4,955,871</u>
Federal agency and GSE MBS								
Residential	\$ 2,606,309	\$ 69,316	\$ (568)	\$ 2,675,057	\$ 2,029,627	\$ 69,274	\$ (148)	\$ 2,098,753
Commercial	9,237	977	(3)	10,211	9,840	1,122	-	10,962
Total federal agency and GSE MBS	<u>2,615,546</u>	<u>70,293</u>	<u>(571)</u>	<u>2,685,268</u>	<u>2,039,467</u>	<u>70,396</u>	<u>(148)</u>	<u>2,109,715</u>
GSE debt securities	\$ 2,347	\$ 263	\$ -	\$ 2,610	\$ 2,347	\$ 287	\$ -	\$ 2,634

During the years ended December 31, 2021 and 2020, the FRBNY entered into repurchase agreements and reverse repurchase agreements as part of its monetary policy activities. These operations have been undertaken as necessary to maintain the federal funds rate in a target range. In addition, reverse repurchase agreements are entered into as part of a service offering to foreign official and international account holders.

On April 6, 2020, the FIMA Repo Facility was established to allow FIMA account holders to temporarily exchange their U.S. Treasury securities for U.S. dollars, which can then be available to institutions in their jurisdictions. On July 28, 2021, the FIMA Repo Facility was converted from temporary to a standing facility for repurchase agreements.

Financial information related to repurchase agreements allocated to the Bank and held in the SOMA for the years ended December 31, 2021 and 2020 was as follows (in millions):

	Allocated to the Bank		Total SOMA	
	2021	2020	2021	2020
<u>Repo operations:</u>				
Average daily amount outstanding, during the year	\$ -	\$ 2,321	\$ -	\$ 97,711
Maximum balance outstanding, during the year	1	12,004	46	495,700
<u>FIMA Repo Facility:</u>				
Contract amount outstanding, end of year	\$ -	\$ 23	\$ -	\$ 1,000
Average daily amount outstanding, during the year	4	7	161	292
Maximum balance outstanding, during the year	23	32	1,000	1,404
Total repurchase agreement contract amount outstanding, end of year	<u>\$ -</u>	<u>\$ 23</u>	<u>\$ -</u>	<u>\$ 1,000</u>
Supplemental information - interest income:				
Repo operations	\$ -	\$ 17	\$ -	\$ 722
FIMA Repo Facility	-	-	1	1
Total interest income - securities purchased under agreements to resell	<u>\$ -</u>	<u>\$ 17</u>	<u>\$ 1</u>	<u>\$ 723</u>

There were no outstanding repurchase agreement contracts that were transacted with primary dealers, eligible counterparties, and foreign official and international account holders as of December 31, 2021.

## Federal Reserve Bank of Philadelphia

### Notes to Financial Statements

Financial information related to reverse repurchase agreements allocated to the Bank and held in the SOMA for the years ended December 31, 2021 and 2020 was as follows (in millions):

	Allocated to the Bank		Total SOMA	
	2021	2020	2021	2020
<u>Primary dealers and expanded counterparties:</u>				
Contract amount outstanding, end of year	\$ 40,226	\$ 220	\$ 1,904,582	\$ 9,651
Average daily amount outstanding, during the year	15,160	211	717,540	8,749
Maximum balance outstanding, during the year	40,226	6,900	1,904,582	284,908
Securities pledged (par value), end of year	38,949	145	1,844,099	6,351
Securities pledged (fair value), end of year	40,256	221	1,905,973	9,666
<u>Foreign official and international accounts:</u>				
Contract amount outstanding, end of year	\$ 5,882	\$ 4,709	\$ 278,459	\$ 206,400
Average daily amount outstanding, during the year	5,408	5,262	251,068	226,215
Maximum balance outstanding, during the year	6,657	6,940	315,208	290,113
Securities pledged (par value), end of year	5,796	4,578	274,442	200,673
Securities pledged (fair value), end of year	5,882	4,709	278,472	206,410
Total reverse repurchase agreement contract amount outstanding, end of year	<u>\$ 46,108</u>	<u>\$ 4,929</u>	<u>\$ 2,183,041</u>	<u>\$ 216,051</u>
Supplemental information - interest expense:				
Primary dealers and expanded counterparties	\$ 7	\$ -	\$ 337	\$ 14
Foreign official and international accounts	<u>2</u>	<u>17</u>	<u>77</u>	<u>697</u>
Total interest expense - securities sold under agreements to repurchase	<u>\$ 9</u>	<u>\$ 17</u>	<u>\$ 414</u>	<u>\$ 711</u>

Securities pledged as collateral, at December 31, 2021 and 2020, consisted solely of Treasury securities. The contract amount outstanding as of December 31, 2021 of reverse repurchase agreements that were transacted with primary dealers and expanded counterparties had a remaining term of one business day and matured on January 3, 2022. The contract amount outstanding as of December 31, 2021 of reverse repurchase agreements that were transacted with foreign official and international account holders had a remaining term of one business day and matured on January 3, 2022.

## Federal Reserve Bank of Philadelphia

### Notes to Financial Statements

The remaining maturity distribution of Treasury securities, federal agency and GSE MBS, GSE debt securities, repurchase agreements, and reverse repurchase agreements that were allocated to the Bank at December 31, 2021 and 2020 was as follows (in millions):

	Within 15 days	16 days to 90 days	91 days to 1 year	Over 1 year to 5 years	Over 5 years to 10 years	Over 10 years	Total
<b>December 31, 2021:</b>							
Treasury securities (par value)	\$ 1,161	\$ 7,422	\$ 15,363	\$ 45,327	\$ 21,528	\$ 28,585	\$ 119,386
Federal agency and GSE residential MBS (par value) <sup>1</sup>	-	-	1	35	1,168	53,843	55,047
Federal agency and GSE commercial MBS (par value) <sup>1</sup>	-	-	-	2	106	87	195
GSE debt securities (par value)	-	-	-	-	46	4	50
Securities sold under agreements to repurchase (contract amount)	46,108	-	-	-	-	-	46,108
<b>December 31, 2020:</b>							
Treasury securities (par value)	\$ 1,137	\$ 7,369	\$ 15,088	\$ 40,148	\$ 19,093	\$ 24,141	\$ 106,976
Federal agency and GSE residential MBS (par value) <sup>1</sup>	-	-	-	44	1,542	44,719	46,305
Federal agency and GSE commercial MBS (par value) <sup>1</sup>	-	-	-	2	102	120	224
GSE debt securities (par value)	-	-	-	-	41	12	53
agreements to resell (contract amount)	23	-	-	-	-	-	23
Securities sold under agreements to repurchase (contract amount)	4,929	-	-	-	-	-	4,929

<sup>1</sup> The par amount shown for federal agency and GSE residential MBS and commercial MBS is the remaining principal balance of the securities.

Federal agency and GSE MBS are reported at stated maturity in the table above. The estimated weighted-average life of these securities differs from the stated maturity primarily because it factors in scheduled payments and prepayment assumptions. The estimated weighted-average lives of RMBS and CMBS as of December 31, 2021 and 2020 were as follows (in years):

	2021	2020
Estimated weighted-average life of		
RMBS	5.7	3.1
CMBS	8.3	8.8

The amortized cost and par value of Treasury securities that were loaned from the SOMA under securities lending agreements allocated to the Bank and held in the SOMA at December 31, 2021 and 2020 were as follows (in millions):

	Allocated to the Bank		Total SOMA	
	2021	2020	2021	2020
Treasury securities (amortized cost)	\$ 860	\$ 767	\$ 40,737	\$ 33,603
Treasury securities (par value)	855	722	40,489	31,635

Securities pledged as collateral by the counterparties in the securities lending arrangements at December 31, 2021 and 2020 consisted solely of Treasury securities. The securities lending agreements outstanding as of December 31, 2021 had a term of one business day and matured on January 3, 2022.

## Federal Reserve Bank of Philadelphia

### Notes to Financial Statements

The FRBNY enters into commitments to buy and sell Treasury securities and federal agency and GSE MBS and records the related securities on a settlement-date basis. As of December 31, 2021, the portions allocated to the Bank and total purchases and sales under outstanding commitments were as follows (in millions):

	<u>Allocated to the Bank</u>	<u>Total SOMA</u>	<u>Contractual settlement dates through</u>
<b>Purchases under outstanding commitments</b>			
Treasury securities	\$ 99	\$ 4,674	January 4, 2022
TBA RMBS <sup>1</sup>	2,085	98,724	February 17, 2022
<b>Sales under outstanding commitments</b>			
RMBS	\$ 2	\$ 87	January 13, 2022

<sup>1</sup> Total TBA RMBS dollar rolls were \$5,871 million, of which \$124 million was allocated to the Bank. TBA RMBS dollar rolls had contractual settlement dates extending through January 18, 2022. The number and identity of the pools that will be delivered to fulfill the commitment are unknown at the time of the trade.

RMBS and CMBS commitments are subject to varying degrees of off-balance-sheet market risk and counterparty credit risk that result from their future settlement. The FRBNY requires the posting of cash margin for RMBS commitments as part of its risk management practices used to mitigate the counterparty credit risk.

Other assets held in the SOMA consist primarily of cash and short-term investments related to the federal agency and GSE MBS portfolio and were immaterial at December 31, 2021 and 2020. Other liabilities include the FRBNY's accrued interest payable related to repurchase agreements transactions, obligations to return cash margin posted by counterparties as collateral under commitments to purchase and sell RMBS, and obligations that arise from the failure of a seller to deliver Treasury securities and RMBS and CMBS to the FRBNY on the settlement date. Although the FRBNY has ownership of and records its investments in Treasury securities and RMBS and CMBS as of the contractual settlement date, it is not obligated to make payment until the securities are delivered, and the amount included in other liabilities represents the FRBNY's obligation to pay for the securities when delivered. The amount of other liabilities allocated to the Bank and held in the SOMA at December 31, 2021 and 2020 was as follows (in millions):

	<u>Allocated to the Bank</u>		<u>Total SOMA</u>	
	<u>2021</u>	<u>2020</u>	<u>2021</u>	<u>2020</u>
<b>Other liabilities:</b>				
Accrued interest payable	\$ -	\$ -	\$ 3	\$ -
Cash margin	50	132	2,359	5,778
Obligations from residential MBS transaction fails	-	-	12	3
Total other liabilities	<u>\$ 50</u>	<u>\$ 132</u>	<u>\$ 2,374</u>	<u>\$ 5,781</u>

Accrued interest receivable on domestic securities held in the SOMA was \$30,929 million and \$29,978 million as of December 31, 2021 and 2020, respectively, of which \$653 million and \$684 million, respectively, was allocated to the Bank. Accrued interest receivable on repurchase agreements was zero and immaterial as of December 31, 2021 and 2020, respectively. These amounts are reported as a component of "System Open Market Account: Accrued interest receivable" in the Statements of Condition.

## Federal Reserve Bank of Philadelphia

### Notes to Financial Statements

Information about transactions related to Treasury securities, federal agency and GSE MBS, and GSE debt securities allocated to the Bank and held in the SOMA during the years ended December 31, 2021 and 2020, is summarized as follows (in millions):

	Allocated to the Bank			Total Treasury
	Bills	Notes	Bonds	
Balance at December 31, 2019	\$ 4,080	\$ 31,244	\$ 22,835	\$ 58,159
Purchases <sup>1</sup>	22,318	54,143	13,835	90,296
Sales <sup>1</sup>	-	(1)	-	(1)
Principal payments and maturities	(18,562)	(10,105)	(553)	(29,220)
Amortization of premiums and accretion of discounts, net	56	(408)	(242)	(594)
Inflation adjustment on inflation-indexed securities	-	41	40	81
Annual reallocation adjustment <sup>2</sup>	(456)	(3,422)	(1,776)	(5,654)
Subtotal of activity	3,356	40,248	11,304	54,908
Balance at December 31, 2020	\$ 7,436	\$ 71,492	\$ 34,139	\$ 113,067
Purchases <sup>1</sup>	21,519	29,847	7,027	58,393
Sales <sup>1</sup>	-	(1)	-	(1)
Principal payments and maturities	(21,524)	(14,941)	(903)	(37,368)
Amortization of premiums and accretion of discounts, net	5	(507)	(233)	(735)
Inflation adjustment on inflation-indexed securities	-	299	228	527
Annual reallocation adjustment <sup>2</sup>	(552)	(5,666)	(2,684)	(8,902)
Subtotal of activity	(552)	9,031	3,435	11,914
Balance at December 31, 2021	\$ 6,884	\$ 80,523	\$ 37,574	\$ 124,981

#### Year-ended December 31, 2020

Supplemental information - par value of transactions:

Purchases <sup>3</sup>	\$ 22,351	\$ 52,053	\$ 10,670	\$ 85,074
Sales	-	(1)	-	(1)

#### Year-ended December 31, 2021

Supplemental information - par value of transactions:

Purchases <sup>3</sup>	\$ 21,524	\$ 29,491	\$ 6,686	\$ 57,701
Sales	-	(1)	-	(1)

<sup>1</sup> Purchases and sales may include payments and receipts related to principal, premiums, discounts, and inflation compensation adjustments to the basis of inflation-indexed securities. The amount reported as sales includes the realized gains and losses on such transactions.

<sup>2</sup> Reflects the annual adjustment to the Bank's allocated portion of the related SOMA securities that results from the annual settlement of the interdistrict settlement account, as discussed in Note 3j.

<sup>3</sup> Includes inflation compensation.

## Federal Reserve Bank of Philadelphia Notes to Financial Statements

	Total SOMA			
	Bills	Notes	Bonds	Total Treasury
Balance at December 31, 2019	\$ 168,461	\$1,290,201	\$ 942,942	\$ 2,401,604
Purchases <sup>1</sup>	961,511	2,297,336	586,011	3,844,858
Sales <sup>1</sup>	-	(53)	-	(53)
Realized gains (losses), net <sup>2</sup>	-	2	-	2
Principal payments and maturities	(806,405)	(437,890)	(23,880)	(1,268,175)
Amortization of premiums and accretion of discounts, net	2,370	(17,816)	(10,447)	(25,893)
Inflation adjustment on inflation-indexed securities	-	1,796	1,732	3,528
Subtotal of activity	157,476	1,843,375	553,416	2,554,267
Balance at December 31, 2020	\$ 325,937	\$3,133,576	\$1,496,358	\$ 4,955,871
Purchases <sup>1</sup>	996,069	1,380,267	324,921	2,701,257
Sales <sup>1</sup>	-	(50)	-	(50)
Principal payments and maturities	(996,284)	(691,911)	(42,195)	(1,730,390)
Amortization of premiums and accretion of discounts, net	234	(23,435)	(10,772)	(33,973)
Inflation adjustment on inflation-indexed securities	-	14,029	10,682	24,711
Subtotal of activity	19	678,900	282,636	961,555
Balance at December 31, 2021	\$ 325,956	\$3,812,476	\$1,778,994	\$ 5,917,426

### Year-ended December 31, 2020

Supplemental information - par value of transactions:				
Purchases <sup>3</sup>	\$ 962,924	\$2,209,074	\$ 452,695	\$ 3,624,693
Sales	-	(50)	-	(50)

### Year-ended December 31, 2021

Supplemental information - par value of transactions:				
Purchases <sup>3</sup>	\$ 996,284	\$1,363,886	\$ 309,172	\$ 2,669,342
Sales	-	(50)	-	(50)

<sup>1</sup> Purchases and sales may include payments and receipts related to principal, premiums, discounts, and inflation compensation adjustments to the basis of inflation-indexed securities. The amount reported as sales includes the realized gains and losses on such transactions.

<sup>2</sup> Realized gains (losses), net is the offset of the amount of realized gains and losses included in the reported sales amount.

<sup>3</sup> Includes inflation compensation.

## Federal Reserve Bank of Philadelphia Notes to Financial Statements

	Allocated to the Bank			
	Residential MBS	Commercial MBS	Total federal agency and GSE MBS	GSE debt securities
<b>Balance at December 31, 2019</b>	\$ 35,041	\$ -	\$ 35,041	\$ 64
Purchases <sup>1</sup>	30,800	269	31,069	-
Sales <sup>1</sup>	(4)	-	(4)	-
Principal payments and maturities	(15,168)	(8)	(15,176)	-
Amortization of premiums and accretion of discounts, net	(532)	(2)	(534)	(1)
Annual reallocation adjustment <sup>2</sup>	(2,255)	(9)	(2,264)	(3)
Subtotal of activity	12,841	250	13,091	(4)
<b>Balance at December 31, 2020</b>	\$ 47,882	\$ 250	\$ 48,132	\$ 60
Purchases <sup>1</sup>	31,291	7	31,298	-
Sales <sup>1</sup>	(6)	-	(6)	-
Principal payments and maturities	(18,108)	(18)	(18,126)	-
Amortization of premiums and accretion of discounts, net	(667)	(4)	(671)	(1)
Annual reallocation adjustment <sup>2</sup>	(3,893)	(19)	(3,912)	(4)
Subtotal of activity	8,617	(34)	8,583	(5)
<b>Balance at December 31, 2021</b>	\$ 56,499	\$ 216	\$ 56,715	\$ 55
<b>Year-ended December 31, 2020</b>				
Supplemental information - par value of transactions:				
Purchases	\$ 29,555	\$ 240	\$ 29,795	\$ -
Sales	4	-	(4)	-
<b>Year-ended December 31, 2021</b>				
Supplemental information - par value of transactions:				
Purchases	\$ 30,627	\$ 7	\$ 30,634	\$ -
Sales	(5)	-	(5)	-

<sup>1</sup> Purchases and sales may include payments and receipts related to principal, premiums, and discounts. The amount reported as sales includes the realized gains and losses on such transactions. Purchases and sales exclude MBS TBA transactions that are settled on a net basis.

<sup>2</sup> Reflects the annual adjustment to the Bank's allocated portion of the related SOMA securities that results from the annual settlement of the interdistrict settlement account, as discussed in Note 3j.



## Federal Reserve Bank of Philadelphia Notes to Financial Statements

	Total SOMA			
	Residential MBS	Commercial MBS	Total federal agency and GSE MBS	GSE debt securities
Balance at December 31, 2019	\$ 1,446,989	\$ -	\$ 1,446,989	\$ 2,657
Purchases <sup>1</sup>	1,335,062	11,375	1,346,437	-
Sales <sup>1</sup>	(167)	-	(167)	-
Realized gains (losses), net <sup>2</sup>	5	-	5	-
Principal payments and maturities	(659,968)	(330)	(660,298)	-
Amortization of premiums and accretion of discounts, net	(23,168)	(83)	(23,251)	(23)
Subtotal of activity	651,764	10,962	662,726	(23)
Balance at December 31, 2020	\$ 2,098,753	\$ 10,962	\$ 2,109,715	\$ 2,634
Purchases <sup>1</sup>	1,444,058	328	1,444,386	-
Sales <sup>1</sup>	(255)	-	(255)	-
Realized gains (losses), net <sup>2</sup>	1	-	1	-
Principal payments and maturities	(836,672)	(916)	(837,588)	-
Amortization of premiums and accretion of discounts, net	(30,828)	(163)	(30,991)	(24)
Subtotal of activity	576,304	(751)	575,553	(24)
Balance at December 31, 2021	\$ 2,675,057	\$ 10,211	\$ 2,685,268	\$ 2,610

### Year-ended December 31, 2020

Supplemental information - par value of transactions:

Purchases	\$ 1,281,077	\$ 10,170	\$ 1,291,247	\$ -
Sales	(158)	-	(158)	-

### Year-ended December 31, 2021

Supplemental information - par value of transactions:

Purchases	\$ 1,413,602	\$ 313	\$ 1,413,915	\$ -
Sales	(248)	-	(248)	-

<sup>1</sup> Purchases and sales may include payments and receipts related to principal, premiums, and discounts. The amount reported as sales includes the realized gains and losses on such transactions. Purchases and sales exclude MBS TBA transactions that are settled on a net basis.

<sup>2</sup> Realized gains (losses), net is the offset of the amount of realized gains and losses included in the reported sales amount.

## b. Foreign Currency Denominated Investments

The FRBNY conducts foreign currency operations and, on behalf of the Reserve Banks, holds the resulting three types of foreign currency denominated investments in the SOMA.

The FRBNY holds foreign currency deposits with foreign central banks and with the Bank for International Settlements (BIS). The FRBNY also invests in foreign government debt instruments of France, Germany, the Netherlands, and Japan. These foreign government debt instruments are backed by the full faith and credit of the issuing foreign governments. In addition, the FRBNY may enter into repurchase agreements to purchase government debt securities for which the accepted collateral is the debt instruments issued by a foreign government.

The Bank's allocated share of activity related to foreign currency denominated investments was 3.591 percent and 3.599 percent at December 31, 2021 and 2020, respectively.

## Federal Reserve Bank of Philadelphia

### Notes to Financial Statements

Information about foreign currency denominated investments recorded at amortized cost and valued at foreign currency market exchange rates allocated to the Bank and held in the SOMA at December 31, 2021 and 2020 was as follows (in millions):

	Allocated to the Bank		Total SOMA	
	2021	2020	2021	2020
<b>Euro:</b>				
Foreign currency deposits	\$ 236	\$ 237	\$ 6,576	\$ 6,597
Dutch government debt instruments	64	99	1,791	2,738
French government debt instruments	105	99	2,910	2,746
German government debt instruments	33	38	932	1,066
<b>Japanese yen:</b>				
Foreign currency deposits	\$ 272	\$ 304	\$ 7,564	\$ 8,436
Japanese government debt instrumen	20	22	557	621
Total	<u>\$ 730</u>	<u>\$ 799</u>	<u>\$ 20,330</u>	<u>\$ 22,204</u>

At December 31, 2021 and 2020, there were no repurchase agreements outstanding and, consequently, no related foreign securities held as collateral.

As of December 31, 2021 and 2020, total net interest income earned on foreign currency denominated investments allocated to the Bank and held in the SOMA were as follows (in millions):

	Allocated to the Bank		Total SOMA	
	2021	2020	2021	2020
<b>Net interest income:<sup>1</sup></b>				
Euro	\$ (2)	\$ (2)	\$ (44)	\$ (40)
Japanese yen	-	-	(1)	-
Total net interest income	<u>\$ (2)</u>	<u>\$ (2)</u>	<u>\$ (45)</u>	<u>\$ (40)</u>

<sup>1</sup> As a result of negative interest rates in certain foreign currency denominated investments held in the SOMA, interest income on foreign currency denominated investments, net contains negative interest of \$55 million and \$51 million for the years ended December 31, 2021 and 2020, respectively, of which \$2 million were allocated to the Bank for each of the years ended December 31, 2021 and 2020.

Accrued interest receivable on foreign currency denominated investments, net was \$47 million and \$74 million as of December 31, 2021 and 2020, respectively, of which \$2 million and \$3 million, respectively, was allocated to the Bank. These amounts are reported as a component of “System Open Market Account: Accrued interest receivable” in the Statements of Condition.

## Federal Reserve Bank of Philadelphia

### Notes to Financial Statements

The remaining maturity distribution of foreign currency denominated investments that were allocated to the Bank at December 31, 2021 and 2020 was as follows (in millions):

	Within 15 days	16 days to 90 days	91 days to 1 year	Over 1 year to 5 years	Over 5 years to 10 years	Total
<b>December 31, 2021:</b>						
Euro	\$ 77	\$ -	\$ 191	\$ 78	\$ 92	\$ 438
Japanese yen	272	1	19	-	-	292
Total	<u>\$ 349</u>	<u>\$ 1</u>	<u>\$ 210</u>	<u>\$ 78</u>	<u>\$ 92</u>	<u>\$ 730</u>
<b>December 31, 2020:</b>						
Euro	\$ 59	\$ 8	\$ 210	\$ 79	\$ 117	\$ 473
Japanese yen	304	21	1	-	-	326
Total	<u>\$ 363</u>	<u>\$ 29</u>	<u>\$ 211</u>	<u>\$ 79</u>	<u>\$ 117</u>	<u>\$ 799</u>

There were no foreign exchange contracts related to foreign currency operations outstanding as of December 31, 2021.

The FRBNY enters into commitments to buy foreign government debt instruments and records the related securities on a settlement-date basis. As of December 31, 2021, there were no outstanding commitments to purchase foreign government debt instruments. During 2021, there were purchases and maturities of foreign government debt instruments of \$3,043 million and \$3,443 million, respectively, of which \$109 million and \$124 million, respectively, were allocated to the Bank. There were immaterial sales of foreign government debt instruments in 2021.

In connection with its foreign currency activities, the FRBNY may enter into transactions that are subject to varying degrees of off-balance-sheet market risk and counterparty credit risk that result from their future settlement. The FRBNY controls these risks by obtaining credit approvals, establishing transaction limits, receiving collateral in some cases, and performing monitoring procedures.

#### c. Central Bank Liquidity Swaps

##### *U.S. Dollar Liquidity Swaps*

The FOMC authorized and directed the FRBNY to expand standing U.S. dollar liquidity swap arrangements with the Bank of Canada, the Bank of England, the Bank of Japan, the European Central Bank, and the Swiss National Bank as well as establish temporary swap U.S. dollar liquidity lines to the Reserve Bank of Australia, Banco Central de Brasil, Danmarks Nationalbank, the Bank of Korea, Banco de Mexico, the Norges Bank, the Reserve Bank of New Zealand, the Monetary Authority of Singapore, and Sveriges Riksbank. The Bank's allocated share of U.S. dollar liquidity swaps was 3.591 percent and 3.599 percent at December 31, 2021 and 2020, respectively.

The total foreign currency held in the SOMA under U.S. dollar liquidity swaps at December 31, 2021 and 2020 was \$3,340 million and \$17,883 million, respectively, of which \$120 million and \$644 million, respectively, was allocated to the Bank.

## Federal Reserve Bank of Philadelphia

### Notes to Financial Statements

The remaining maturity distribution of U.S. dollar liquidity swaps that were allocated to the Bank at December 31, 2021 and 2020 was as follows (in millions):

Currency swap transacted in	2021			2020		
	Within 15 days	16 days to 90 days	Total	Within 15 days	16 days to 90 days	Total
Danish krone	\$ -	\$ -	\$ -	\$ -	\$ 13	\$ 13
Euro	34	-	34	114	37	151
Mexican peso	-	2	2	-	41	41
Singapore dollar	-	-	-	35	43	78
Swiss franc	84	-	84	109	252	361
Total	\$ 118	\$ 2	\$ 120	\$ 258	\$ 386	\$ 644

Net income earned on U.S. dollar liquidity swaps is reported as “System Open Market Account: Central bank liquidity swaps” in the Statements of Operations.

#### *Foreign Currency Liquidity Swaps*

At December 31, 2021 and 2020, there was no balance outstanding related to foreign currency liquidity swaps.

#### **d. Fair Value of SOMA Assets and Liabilities**

The fair value amounts below are presented solely for informational purposes and are not intended to comply with the fair value disclosures required by FASB ASC 820, *Fair Value Measurement*. Although the fair value of SOMA security holdings can be substantially greater than or less than the recorded value at any point in time, these unrealized gains or losses have no effect on the ability of the Reserve Banks, as the central bank, to meet their financial obligations and responsibilities. Because SOMA securities are recorded at amortized cost, cumulative unrealized gains (losses) are not recognized in the Statements of Condition and the changes in cumulative unrealized gains (losses) are not recognized in the Statements of Operations.

The fair value of the Treasury securities, federal agency and GSE MBS, GSE debt securities, and foreign government debt instruments held in the SOMA is subject to market risk, arising from movements in market variables such as interest rates and credit risk. The fair value of federal agency and GSE MBS is also affected by the expected rate of prepayments of mortgage loans underlying the securities. The fair value of foreign government debt instruments is also affected by currency risk. Based on evaluations performed as of December 31, 2021 and 2020, there are no credit impairments of SOMA securities holdings.

## Federal Reserve Bank of Philadelphia Notes to Financial Statements

The following table presents the amortized cost, fair value, and cumulative unrealized gains (losses) on the Treasury securities, federal agency and GSE MBS, and GSE debt securities allocated to the Bank and held in the SOMA at December 31, 2021 and 2020 (in millions):

	Allocated to the Bank					
	2021			2020		
	Amortized cost	Fair value	Cumulative unrealized gains (losses), net	Amortized cost	Fair value	Cumulative unrealized gains (losses), net
Treasury securities						
Bills	\$ 6,884	\$ 6,884	\$ -	\$ 7,436	\$ 7,437	\$ 1
Notes	80,523	80,311	(212)	71,492	72,823	1,331
Bonds	37,574	40,630	3,056	34,139	39,621	5,482
Total Treasury securities	124,981	127,825	2,844	113,067	119,881	6,814
Federal agency and GSE MBS						
Residential	\$ 56,499	\$ 56,345	\$ (154)	\$ 47,882	\$ 49,119	\$ 1,237
Commercial	216	213	(3)	250	254	4
Total federal agency and GSE MBS	56,715	56,558	(157)	48,132	49,373	1,241
GSE debt securities	55	70	15	60	81	21
Total domestic SOMA portfolio securities holdings	\$ 181,751	\$ 184,453	\$ 2,702	\$ 161,259	\$ 169,335	\$ 8,076
Memorandum—Commitments for purchases of:						
Treasury securities <sup>1</sup>	\$ 99	\$ 99	\$ -	\$ 119	\$ 119	\$ -
Federal agency and GSE MBS <sup>1</sup>	2,085	2,084	(1)	4,611	4,633	22
Memorandum—Commitments for sales of:						
Federal agency and GSE MBS <sup>2</sup>	\$ 2	\$ 2	\$ -	\$ 2	\$ 2	\$ -

<sup>1</sup> The amortized cost column presents unsettled purchase costs.

<sup>2</sup> The amortized cost column presents unsettled sales proceeds.

	Total SOMA					
	2021			2020		
	Amortized cost	Fair value	Cumulative unrealized gains (losses), net	Amortized cost	Fair value	Cumulative unrealized gains (losses), net
Treasury securities						
Bills	\$ 325,956	\$ 325,929	\$ (27)	\$ 325,937	\$ 325,974	\$ 37
Notes	3,812,476	3,802,434	(10,042)	3,133,576	3,191,929	58,353
Bonds	1,778,994	1,923,692	144,698	1,496,358	1,736,653	240,295
Total Treasury securities	5,917,426	6,052,055	134,629	4,955,871	5,254,556	298,685
Federal agency and GSE MBS						
Residential	\$ 2,675,057	\$ 2,667,752	\$ (7,305)	\$ 2,098,753	\$ 2,152,965	\$ 54,212
Commercial	10,211	10,068	(143)	10,962	11,152	190
Total federal agency and GSE MBS	2,685,268	2,677,820	(7,448)	2,109,715	2,164,117	54,402
GSE debt securities	2,610	3,298	688	2,634	3,544	910
Total domestic SOMA portfolio securities holdings	\$ 8,605,304	\$ 8,733,173	\$ 127,869	\$ 7,068,220	\$ 7,422,217	\$ 353,997
Memorandum—Commitments for purchases of:						
Treasury securities <sup>1</sup>	\$ 4,673	\$ 4,674	\$ 1	\$ 5,232	\$ 5,232	\$ -
Federal agency and GSE MBS <sup>1</sup>	98,724	98,693	(31)	202,127	203,084	957
Memorandum—Commitments for sales of:						
Federal agency and GSE MBS <sup>2</sup>	\$ 87	\$ 87	\$ -	\$ 87	\$ 88	\$ 1

<sup>1</sup> The amortized cost column presents unsettled purchase costs.

<sup>2</sup> The amortized cost column presents unsettled sales proceeds.

The fair value of Treasury securities and GSE debt securities was determined using pricing services that provide market consensus prices based on indicative quotes from various market participants. The fair value of federal agency and GSE MBS were determined using pricing services that utilize a model-based approach that considers observable inputs for similar securities.

## Federal Reserve Bank of Philadelphia

### Notes to Financial Statements

The cost bases of repurchase agreements, reverse repurchase agreements, central bank liquidity swaps, and other investments held in the SOMA portfolio approximate fair value. Due to the short-term nature of these agreements and the defined amount that will be received upon settlement, the cost basis approximates fair value.

At December 31, 2021 and 2020, the fair value of foreign currency denominated investments held in the SOMA was \$20,398 million and \$22,374 million, respectively, of which \$733 million and \$805 million, respectively, was allocated to the Bank. The fair value of foreign government debt instruments was determined using pricing services that provide market consensus prices based on indicative quotes from various market participants. Due to the short-term nature of foreign currency deposits, the cost basis is estimated to approximate fair value.

The following tables provide additional information on the amortized cost and fair value of the federal agency and GSE MBS portfolios allocated to the Bank and held in the SOMA at December 31, 2021 and 2020 (in millions):

Distribution of MBS holdings by coupon rate	Allocated to the Bank			
	2021		2020	
	Amortized cost	Fair value	Amortized cost	Fair value
<b>Residential</b>				
1.5%	\$ 3,722	\$ 3,655	\$ 457	\$ 460
2.0%	22,250	21,883	7,557	7,633
2.5%	15,559	15,382	11,808	11,986
3.0%	7,071	7,184	13,316	13,602
3.5%	4,572	4,730	8,670	9,014
4.0%	2,414	2,519	4,563	4,762
4.5%	633	684	1,089	1,185
5.0%	216	240	331	376
5.5%	53	59	77	88
6.0%	8	8	12	11
6.5%	1	1	2	2
<b>Total</b>	<b>\$ 56,499</b>	<b>\$ 56,345</b>	<b>\$ 47,882</b>	<b>\$ 49,119</b>
<b>Commercial</b>				
1.00% - 1.50%	\$ 2	\$ 2	\$ 2	\$ 2
1.51% - 2.00%	11	10	10	10
2.01% - 2.50%	24	23	30	31
2.51% - 3.00%	33	34	43	44
3.01% - 3.50%	67	66	74	76
3.51% - 4.00%	73	72	84	84
4.01% - 4.50%	6	6	7	7
<b>Total</b>	<b>\$ 216</b>	<b>\$ 213</b>	<b>\$ 250</b>	<b>\$ 254</b>
<b>Total MBS</b>	<b>\$ 56,715</b>	<b>\$ 56,558</b>	<b>\$ 48,132</b>	<b>\$ 49,373</b>

## Federal Reserve Bank of Philadelphia

### Notes to Financial Statements

Distribution of MBS holdings by coupon rate	Total SOMA			
	2021		2020	
	Amortized cost	Fair value	Amortized cost	Fair value
<b>Residential</b>				
1.5%	\$ 176,227	\$ 172,999	\$ 20,021	\$ 20,156
2.0%	1,053,493	1,036,086	331,252	334,549
2.5%	736,648	728,310	517,579	525,374
3.0%	334,788	340,133	583,681	596,178
3.5%	216,456	223,964	380,033	395,114
4.0%	114,300	119,260	200,003	208,717
4.5%	29,973	32,369	47,732	51,934
5.0%	10,238	11,377	14,523	16,481
5.5%	2,521	2,794	3,390	3,853
6.0%	361	402	471	534
6.5%	52	58	68	75
Total	\$ 2,675,057	\$ 2,667,752	\$ 2,098,753	\$ 2,152,965
<b>Commercial</b>				
1.00% - 1.50%	\$ 92	\$ 87	\$ 84	\$ 83
1.51% - 2.00%	503	485	451	452
2.01% - 2.50%	1,128	1,104	1,330	1,352
2.51% - 3.00%	1,593	1,567	1,874	1,907
3.01% - 3.50%	3,151	3,119	3,263	3,330
3.51% - 4.00%	3,448	3,417	3,661	3,726
4.01% - 4.50%	296	289	299	302
Total	\$ 10,211	\$ 10,068	\$ 10,962	\$ 11,152
Total MBS	\$ 2,685,268	\$ 2,677,820	\$ 2,109,715	\$ 2,164,117

## Federal Reserve Bank of Philadelphia

### Notes to Financial Statements

The following tables present the realized gains (losses) and the change in the cumulative unrealized gains (losses) related to SOMA domestic securities holdings allocated to the Bank and held in the SOMA during the years ended December 31, 2021 and 2020 (in millions):

	Allocated to the Bank			
	2021		2020	
	Realized (losses), net <sup>1</sup>	Change in cumulative unrealized gains (losses) <sup>2,3</sup>	Realized gains, net <sup>1</sup>	Change in cumulative unrealized gains (losses) <sup>2,3</sup>
Treasury securities	\$ -	\$ (3,791)	\$ -	\$ 3,971
Federal agency and GSE MBS				
Residential	(1)	(1,340)	15	817
Commercial	-	(8)	-	4
Total federal agency and GSE MBS	(1)	(1,348)	15	821
GSE debt securities	-	(5)	-	5
Total	\$ (1)	\$ (5,144)	\$ 15	\$ 4,797

<sup>1</sup> Realized (losses) gains for federal agency and GSE MBS are reported in “Other items of income (loss): System Open Market Account: Federal agency and government-sponsored enterprise mortgage-backed securities gains (losses), net” in the Statements of Operations.

<sup>2</sup> Because SOMA securities are recorded at amortized cost, the change in the cumulative unrealized gains (losses) is not reported in the Statements of Operations.

<sup>3</sup> The amount reported as change in cumulative unrealized gains (losses) allocated to the Bank is affected by the annual adjustment to the Bank’s allocated portion of the related SOMA securities, as discussed in Note 3f.

	Total SOMA			
	2021		2020	
	Realized (losses), net <sup>1</sup>	Change in cumulative unrealized gains (losses) <sup>2</sup>	Realized gains, net <sup>3</sup>	Change in cumulative unrealized gains (losses) <sup>2</sup>
Treasury securities	\$ -	\$ (164,056)	\$ 2	\$ 159,559
Federal agency and GSE MBS				
Residential	(35)	(61,517)	664	33,399
Commercial	-	(333)	-	190
Total federal agency and GSE MBS	(35)	(61,850)	664	33,589
GSE debt securities	-	(222)	-	223
Total	\$ (35)	\$ (226,128)	\$ 666	\$ 193,371

<sup>1</sup> Realized (losses) gains for federal agency and GSE MBS are reported in “Other items of income (loss): System Open Market Account: Federal agency and government-sponsored enterprise mortgage-backed securities gains (losses), net” in the Statements of Operations.

<sup>2</sup> Because SOMA securities are recorded at amortized cost, the change in the cumulative unrealized gains (losses) is not reported in the Statements of Operations.

<sup>3</sup> Realized gains for Treasury securities are reported in “Other items of income (loss): System Open Market Account: Treasury securities gains (losses), net” in the Statements of Operations.



## Federal Reserve Bank of Philadelphia

### Notes to Financial Statements

The amount of change in cumulative unrealized gains (losses) position, net related to foreign currency denominated investments was a (loss) of (\$102) million and a gain of \$52 million for the years ended December 31, 2021 and 2020, respectively, of which (\$4) million and \$2 million, respectively, were allocated to the Bank. Realized gains, net related to foreign currency denominated investments was immaterial for the years ended December 31, 2021 and 2020.

ASC 820 defines fair value as the price that would be received to sell an asset or paid to transfer a liability in an orderly transaction between market participants at the measurement date. ASC 820 establishes a three-level fair value hierarchy that distinguishes between assumptions developed using market data obtained from independent sources (observable inputs) and the Bank's assumptions developed using the best information available in the circumstances (unobservable inputs). The three levels established by ASC 820 are described as follows:

- Level 1 – Valuation is based on quoted prices for identical instruments traded in active markets.
- Level 2 – Valuation is based on quoted prices for similar instruments in active markets, quoted prices for identical or similar instruments in markets that are not active, and model-based valuation techniques for which all significant assumptions are observable in the market.
- Level 3 – Valuation is based on model-based techniques that use significant inputs and assumptions not observable in the market. These unobservable inputs and assumptions reflect the Bank's estimates of inputs and assumptions that market participants would use in pricing the assets and liabilities. Valuation techniques include the use of option pricing models, discounted cash flow models, and similar techniques.

Treasury securities, federal agency and GSE MBS, GSE debt securities, and foreign government debt instruments are classified as Level 2 within the ASC 820 hierarchy because the fair values are based on indicative quotes and other observable inputs obtained from independent pricing services. The fair value hierarchy level of SOMA financial assets is not necessarily an indication of the risk associated with those assets.

# Federal Reserve Bank of Philadelphia

## Notes to Financial Statements

### (6) BANK PREMISES, EQUIPMENT, AND SOFTWARE

Bank premises and equipment at December 31, 2021 and 2020 were as follows (in millions):

	<u>2021</u>	<u>2020</u>
Bank premises and equipment:		
Land and land improvements	\$ 8	\$ 8
Buildings	162	153
Construction	38	27
Furniture and equipment <sup>1</sup>	<u>107</u>	<u>95</u>
Subtotal	315	283
Accumulated depreciation	<u>(148)</u>	<u>(137)</u>
Bank premises and equipment, net	<u>\$ 167</u>	<u>\$ 146</u>
Depreciation expense, for the years ended December 31	<u>\$ 12</u>	<u>\$ 11</u>

<sup>1</sup> “Building machinery and equipment” of \$51 million was reported separately at December 31, 2020 but is now combined in “Furniture and equipment.”

The Bank leases space to outside tenants with remaining lease terms ranging from one to nine years, which reflect any renewal options the lessee is reasonably certain to exercise or termination options not reasonably certain to exercise. Rental income from such leases was \$3 million for each of the years ended December 31, 2021 and 2020, and is reported as a component of “Other items of income (loss): Other” in the Statements of Operations. Future minimum lease payments that the Bank will receive under non-cancelable lease agreements in existence at December 31, 2021, are as follows (in millions):

2022	\$ 3
2023	3
2024	3
2025	3
2026	1
Thereafter	<u>2</u>
Total	<u>\$ 15</u>

The Bank had capitalized software assets, net of amortization, of \$5 million and \$7 million at December 31, 2021 and 2020, respectively. Amortization expense was \$2 million and \$3 million for the years ended December 31, 2021 and 2020, respectively. Capitalized software assets are reported as a component of “Other assets” in the Statements of Condition and the related amortization is reported as a component of “Operating expenses: Other” in the Statements of Operations.

# Federal Reserve Bank of Philadelphia

## Notes to Financial Statements

### (7) COMMITMENTS AND CONTINGENCIES

In conducting its operations, the Bank enters into contractual commitments, normally with fixed expiration dates or termination provisions, at specific rates and for specific purposes.

Rental expense for certain operating facilities, warehouses, and data processing (including taxes, insurance, and maintenance when included in rent) was \$244 thousand and \$273 thousand for the years ended December 31, 2021 and 2020, respectively.

At December 31, 2021, there were no material unrecorded unconditional purchase commitments or obligations in excess of one year.

Under an insurance agreement of the Reserve Banks, each of the Reserve Banks has agreed to bear, on a per-incident basis, a share of certain losses in excess of 1 percent of the capital paid-in of the claiming Reserve Bank, up to 50 percent of the total capital paid-in of all Reserve Banks. Losses are borne in the ratio of a Reserve Bank's capital paid-in to the total capital paid-in of all Reserve Banks at the beginning of the calendar year in which the loss is shared. No claims were outstanding under the agreement at December 31, 2021 and 2020.

The Bank is involved in certain legal actions and claims arising in the ordinary course of business. Although it is difficult to predict the ultimate outcome of these actions, in management's opinion, based on discussions with counsel, the legal actions and claims will be resolved without material adverse effect on the financial position or results of operations of the Bank.

### (8) RETIREMENT AND THRIFT PLANS

#### Retirement Plans

The Bank currently offers three defined benefit retirement plans to its employees, based on length of service and level of compensation. Substantially all of the employees of the Reserve Banks, Board of Governors, and Office of Employee Benefits of the Federal Reserve System (OEB) participate in the Retirement Plan for Employees of the Federal Reserve System (System Plan).<sup>1</sup> Under the Dodd-Frank Act, eligible Bureau employees may participate in the System Plan and, during the years ended December 31, 2021 and 2020, certain costs associated with the System Plan were reimbursed by the Bureau. In addition, employees at certain compensation levels participate in the Benefit Equalization Retirement Plan (BEP) and certain Reserve Bank officers participate in the Supplemental Retirement Plan for Select Officers of the Federal Reserve Banks (SERP).

The FRBNY, on behalf of the System, recognizes the net asset or net liability and costs associated with the System Plan in its consolidated financial statements. The Bank reports the service cost related to the BEP and SERP as a component of "Operating expenses: Salaries and benefits" in its Statements of Operations, the net cost related to the BEP and SERP as "Other items of income (loss): Other components of net benefit costs" in its Statements of Operations, and the net liability as a component of "Accrued benefit costs" in its Statements of Condition.

The Bank's projected benefit obligation, funded status, and net pension expenses for the BEP and the SERP at December 31, 2021 and 2020, and for the years then ended, were immaterial.

---

<sup>1</sup> The OEB was established by the System to administer selected System benefit plans.

## Federal Reserve Bank of Philadelphia

### Notes to Financial Statements

#### Thrift Plan

Employees of the Bank participate in the defined contribution Thrift Plan for Employees of the Federal Reserve System (Thrift Plan). The Bank matches 100 percent of the first 6 percent of employee contributions from the date of hire and provides an automatic employer contribution of 1 percent of eligible pay. The Bank's Thrift Plan contributions totaled \$7 million for each of the years ended December 31, 2021 and 2020, and are reported as a component of "Operating expenses: Salaries and benefits" in the Statements of Operations.

#### (9) POSTRETIREMENT BENEFITS OTHER THAN RETIREMENT PLANS AND POSTEMPLOYMENT BENEFITS

##### Postretirement Benefits Other Than Retirement Plans

In addition to the Bank's retirement plans, employees who have met certain age and length-of-service requirements are eligible for both medical and life insurance benefits during retirement.

The Bank and plan participants fund benefits payable under the medical and life insurance plans as due and the plans have no assets.

Following is a reconciliation of the beginning and ending balances of the benefit obligation for the years ended December 31, 2021 and 2020 (in millions):

	<u>2021</u>	<u>2020</u>
Accumulated postretirement benefit obligation at January 1	\$ 111.9	\$ 99.5
Service cost - benefits earned during the period	4.5	3.6
Interest cost on accumulated benefit obligation	3.0	3.3
Net actuarial (gain) loss	(15.2)	9.3
Contributions by plan participants	2.1	2.1
Benefits paid	(5.5)	(6.1)
Medicare Part D subsidies	0.2	0.2
Accumulated postretirement benefit obligation at December 31	<u>\$ 101.0</u>	<u>\$ 111.9</u>

At December 31, 2021 and 2020, the weighted-average discount rate assumptions used in developing the postretirement benefit obligation were 2.91 percent and 2.61 percent, respectively.

Discount rates reflect yields available on high-quality corporate bonds that would generate the cash flows necessary to pay the plan's benefits when due. The System Plan discount rate assumption setting convention uses an unrounded rate.

## Federal Reserve Bank of Philadelphia

### Notes to Financial Statements

Following is a reconciliation of the beginning and ending balance of the plan assets, and the unfunded postretirement benefit obligation and accrued postretirement benefit costs for the years ended December 31, 2021 and 2020 (in millions):

	<u>2021</u>	<u>2020</u>
Fair value of plan assets at January 1	\$ -	\$ -
Contributions by the employer	3.2	3.8
Contributions by plan participants	2.1	2.1
Benefits paid	(5.5)	(6.1)
Medicare Part D subsidies	0.2	0.2
Fair value of plan assets at December 31	<u>\$ -</u>	<u>\$ -</u>
Unfunded obligation and accrued postretirement benefit cost	<u>\$ 101.0</u>	<u>\$ 111.9</u>

Amounts included in accumulated other comprehensive loss are shown below:

Prior service cost	\$ 7.4	\$ 10.9
Net actuarial loss	<u>(5.7)</u>	<u>(22.3)</u>
Total accumulated other comprehensive income (loss)	<u>\$ 1.7</u>	<u>\$ (11.4)</u>

Accrued postretirement benefit costs are reported as a component of “Accrued benefit costs” in the Statements of Condition.

For measurement purposes, the assumed health-care cost trend rates at December 31, 2021 and 2020 are provided in the table below:

	<u>2021</u>	<u>2020</u>
Health-care cost trend rate assumed for next year	5.50%	5.75%
Rate to which the cost trend rate is assumed to decline (the ultimate trend rate)	4.75%	4.75%
Year that the rate reaches the ultimate trend rate	2028	2025

The following is a summary of the components of net periodic postretirement benefit expense for the years ended December 31, 2021 and 2020 (in millions):

	<u>2021</u>	<u>2020</u>
Service cost - benefits earned during the period	\$ 4.5	\$ 3.6
Other components of periodic postretirement benefit expense:		
Interest cost on accumulated benefit obligation	\$ 3.0	\$ 3.3
Amortization of prior service cost	(3.5)	(3.5)
Amortization of net actuarial loss	1.4	0.4
Other components of periodic postretirement benefit expense	<u>0.9</u>	<u>0.2</u>
Total periodic postretirement benefit expense	<u>\$ 5.4</u>	<u>\$ 3.8</u>

The service cost component of periodic postretirement benefit expense is reported as a component of “Operating expenses: Salaries and benefits” in the Statements of Operations and the other components of

## Federal Reserve Bank of Philadelphia

### Notes to Financial Statements

periodic postretirement benefit expense are reported as a component of “Other items of income (loss): Other components of net benefit costs” in the Statements of Operations.

Net postretirement benefit costs are actuarially determined using a January 1 measurement date. At January 1, 2021 and 2020, the weighted-average discount rate assumptions used to determine net periodic postretirement benefit costs were 2.61 percent and 3.31 percent, respectively.

The Medicare Prescription Drug, Improvement and Modernization Act of 2003 established a prescription drug benefit under Medicare (Medicare Part D) and a federal subsidy to sponsors of retiree health-care benefit plans that provide benefits that are at least actuarially equivalent to Medicare Part D. The benefits provided under the Bank’s plan to certain participants are at least actuarially equivalent to the Medicare Part D prescription drug benefit. The estimated effects of the subsidy are reflected in the actuarial loss in the accumulated postretirement benefit obligation and net periodic postretirement benefit expense.

Federal Medicare Part D subsidy receipts were immaterial in the years ended December 31, 2021 and 2020. Expected receipts in 2022, related to benefits paid in the years ended December 31, 2021 and 2020, are immaterial.

Following is a summary of expected postretirement benefit payments (in millions):

	<u>Without subsidy</u>	<u>With subsidy</u>
2022	\$ 4.3	\$ 4.1
2023	4.6	4.4
2024	4.8	4.6
2025	5.1	4.9
2026	5.4	5.1
2027 - 2031	<u>29.6</u>	<u>28.4</u>
Total	<u>\$ 53.8</u>	<u>\$ 51.5</u>

#### Postemployment Benefits

The Bank offers benefits to former qualifying or inactive employees. Postemployment benefit costs are actuarially determined using a December 31 measurement date and include the cost of providing disability; medical, dental, and vision insurance; survivor income benefits. The accrued postemployment benefit costs recognized by the Bank were \$3.9 million for each of the years ended at December 31, 2021 and 2020. This cost is included as a component of “Accrued benefit costs” in the Statements of Condition. Net periodic postemployment benefit expense included in 2021 and 2020 operating expenses were \$838 thousand and \$200 thousand, respectively, and are recorded as a component of “Operating expenses: Salaries and benefits” in the Statements of Operations.

# Federal Reserve Bank of Philadelphia

## Notes to Financial Statements

### (10) ACCUMULATED OTHER COMPREHENSIVE INCOME AND OTHER COMPREHENSIVE INCOME

Following is a reconciliation of beginning and ending balances of accumulated other comprehensive income (loss) as of December 31, 2021 and 2020 (in millions):

	2021	2020
	Amount related to postretirement benefits other than retirement plans	Amount related to postretirement benefits other than retirement plans
Balance at January 1	\$ (11.4)	\$ 0.9
Change in funded status of benefit plans:		
Amortization of prior service cost	(3.5)	(3.5) <sup>1</sup>
Change in prior service costs related to benefit plans	(3.5)	(3.5)
Net actuarial gain (loss) arising during the year	15.2	(9.3)
Amortization of net actuarial loss	1.4	0.5 <sup>1</sup>
Change in actuarial gain (loss) related to benefit plans	16.6	(8.8)
Change in funded status of benefit plans - other comprehensive income (loss)	13.1	(12.3)
Balance at December 31	\$ 1.7	\$ (11.4)

<sup>1</sup> Reclassification is reported as a component of "Other items of income (loss): Other components of net benefit costs" in the Statements of Operations.

Additional detail regarding the classification of accumulated other comprehensive loss is included in Note 9.

### (11) RECONCILIATION OF TOTAL DISTRIBUTION OF COMPREHENSIVE INCOME

In accordance with the FRA, the Bank remits excess earnings to the Treasury after providing for the cost of operations, payment of dividends, and reservation of an amount necessary to maintain the Bank's allocated portion of the aggregate surplus limitation. The following table presents the distribution of the Bank's and System total comprehensive income for the years ended December 31, 2021 and 2020 (in millions):

	Bank's portion		System total	
	2021	2020	2021	2020
Reserve Bank net income from operations	\$ 2,117	\$ 1,954	\$ 107,928	\$ 88,552
Other comprehensive income (loss)	13	(12)	1,640	(1,276)
Total comprehensive income - available for distribution	\$ 2,130	\$ 1,942	\$ 109,568	\$ 87,276
Distribution of comprehensive income (loss):				
Transfer to (from) surplus	\$ 7	\$ -	\$ (40)	\$ -
Dividends	21	15	583	386
Earnings remittances to the Treasury <sup>1</sup>	2,102	1,927	109,025	86,890
Total distribution of comprehensive income	\$ 2,130	\$ 1,942	\$ 109,568	\$ 87,276

<sup>1</sup> Inclusive of a lump-sum payment of \$40 million, of which \$1.4 million was allocated to the Bank, that was remitted to the Treasury on February 5, 2021 as required by the National Defense Authorization Act of 2021. As a result, aggregate surplus limitation in the FRA was reduced from \$6.825 billion to \$6.785 billion.

# **Federal Reserve Bank of Philadelphia**

## **Notes to Financial Statements**

### **(12) SUBSEQUENT EVENTS**

There were no subsequent events that required adjustments to or disclosures in the financial statements as of December 31, 2021. Subsequent events were evaluated through March 10, 2022, which is the date that the financial statements were available to be issued.